


 **ASCRS**
ANNUAL MEETING
15-19 MAY 2020 | BOSTON, MA

AnnualMeeting.ASCRS.org

PROGRAM PREVIEW

**Featuring ASCRS
Refractive Day, ASCRS
Glaucoma Day and
World Cornea Congress VIII**



 [@ASCRSTWEETS](https://twitter.com/ASCRSTWEETS)
[#ASCRS2020](https://twitter.com/ASCRS2020)

 [@ASOATWEETS](https://twitter.com/ASOATWEETS)
[#ASOA2020](https://twitter.com/ASOA2020)



JOIN US

6:30 A.M., Sunday, May 17, Boston

Register at
www.runforsight5k.com
or visit the
Johnson & Johnson Vision
Booth #1547



Your Run for Sight participation helps provide humanitarian eye care through ASCRS Foundation programs and partnerships around the world. This year, the ASCRS Foundation will provide free eye care to more than 25,000 patients in the United States and abroad.

ascrsfoundation.org

TABLE OF CONTENTS

WELCOME	2
THE BEST MEETING EXPERIENCE IN OPHTHALMOLOGY	3
ASCRS PROGRAM AND EVENTS	4
ASCRS REFRACTIVE DAY	6
ASCRS GLAUCOMA DAY	10
ASCRS SUBSPECIALTY DAY EXHIBIT HALL.....	13
ASCRS PROGRAM, FRIDAY, MAY 15	14
ASCRS PROGRAM, SATURDAY, MAY 16	15-27
ASCRS PROGRAM, SUNDAY, MAY 17	28-38
ASCRS CATARACT DAY	39-41
ASCRS PROGRAM, MONDAY, MAY 18	42-52
ASCRS PROGRAM, TUESDAY, MAY 19	53-56
CONTINUING MEDICAL EDUCATION CREDIT.....	57-58
REGISTRATION INFORMATION	59
ASCRS EXHIBIT HALL	60
ASCRS EXHIBITORS	61-71
HOTEL AND TRAVEL INFORMATION	72

WELCOME

Colleagues,

Welcome to the 2020 ASCRS Annual Meeting. As an anterior segment surgeon, you recognize the value that this preeminent meeting brings to your personal growth, your practice, and your patients.

ASCRS in general, and the 2020 ASCRS Annual Meeting specifically, are laser-focused on meeting the needs of anterior segment surgeons like you. Through the educational programming, the innovative learning formats, and the innumerable opportunities to network with colleagues and peers, this meeting is designed to advance your clinical skills and professional knowledge while providing a rewarding, memorable event.

While every ASCRS Annual Meeting delivers an exceptional experience, the 2020 meeting promises to exceed expectations. I'm delighted to share with you some of the most exciting aspects of the 2020 ASCRS Annual Meeting:

- Cataract surgery comprises more than 62% of programming
- ASCRS now features Cataract Day on Monday
- There are multiple skills transfer sessions with 1:1 faculty: attendee ratio
- Based on its 2019 success, Meet the Expert small group sessions are offered in 2020
- ASCRS Satellite CME Programs to complement the main program
- ASCRS Essentials Track
- A Breadth of topics are covered across the 25+ symposia
- ASCRS offers multiple networking opportunities to help you build and maintain important professional relationships
- To keep you ahead of the innovation curve, ASCRS created multiple experiential events in the exhibit hall including the ASCRS Tap Room, and the ASCRS Tour of Excellence
- Multiple legacy events include:
 - Binkhorst Lecture presented by Richard A. Lewis, MD
 - The ASCRS Charles D. Kelman Innovator's Lecture award winner Roy W. Beck, MD, PhD
 - The Best of ASCRS, featuring the best papers from the 2020 meeting
 - The Voice, Season 3, featuring an all new line-up of coaches
- The 2020 Annual Meeting will include an inspiring address by Duke Blue Devils' Coach Mike Krzyzewski, the winningest coach in college basketball history

Make the most of your time in Boston to take full advantage of this exceptional meeting. Be sure you plan to get to Boston in time to attend ASCRS Subspecialty Day; all Subspecialty Day registrants can move seamlessly across ASCRS Refractive Day, ASCRS Glaucoma Day and Friday's World Cornea Congress programming. And, be sure to extend your stay through Tuesday to join Monday's ASCRS Cataract Day and Tuesday's Best of ASCRS.

ASCRS designed this 2020 ASCRS Program Preview to help you identify educational opportunities by day and by type at a glance, so you can easily plan your time to align with your professional interests. In addition, through ASCRS Presentations on Demand, you'll have access to all instructional courses, lectures and symposia within 48-hours, so you can be confident that you won't miss any of the exceptional education offered throughout this meeting.

On behalf of the ASCRS program committee, we look forward to seeing you in Boston. The 2020 ASCRS Annual Meeting promises to be an extraordinary event for anterior segment surgeons.

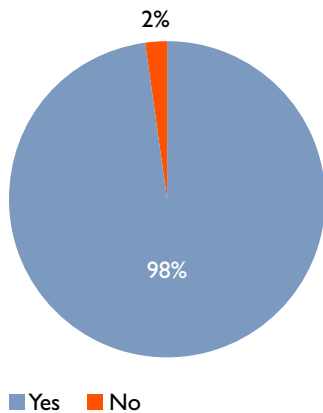


Edward J. Holland, MD
ASCRS Program Chair

THE BEST MEETING EXPERIENCE IN OPHTHALMOLOGY

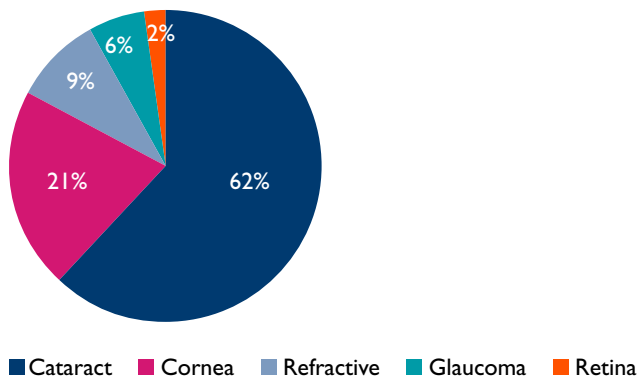
Featuring essential education in a nurturing, comfortable environment, this meeting transforms the educational experience into an exceptional peer-to-peer knowledge-sharing event. Anterior segment surgeons consistently rank ASCRS clinical programming as best-in-class. The hands-on learning opportunities, interactive session formats, practical information, and the depth of topic coverage provide attendees a rich, expansive learning experience that yields insights and information to help improve patient outcomes.

Did you learn something new by attending this meeting?



The 2020 ASCRS Annual Meeting will showcase the latest in anterior segment treatments and surgical techniques, with most of the content focused on cataract surgery. Attendees value the laser-focused agenda, where they are surrounded by peers, colleagues and mentors. This concentration of anterior segment surgeons allows for in-depth discussions and varied clinical approaches, expanding the knowledge level of meeting attendees.

2020 ASCRS SESSIONS BY TOPIC AREA (ESTIMATED)



Don't miss this opportunity to refine and enhance your clinical skills, boost your professional knowledge and connect with friends and colleagues. Register for the 2020 ASCRS Annual Meeting today!

ASCRS PROGRAM AND EVENTS

Friday, May 15, 2020	6:00 a.m.	7:00 a.m.	8:00 a.m.	9:00 a.m.	10:00 a.m.	11:00 a.m.	Noon	1:00 p.m.	2:00 p.m.	3:00 p.m.	4:00 p.m.	5:00 p.m.	6:00 p.m.	7:00 p.m.	8:00 p.m.	9:00 p.m.
ASCRS Refractive Day*			█	█	█	█	█	█	█	█	█					
ASCRS Glaucoma Day*																
Young Eye Surgeons Wet Labs*				█	█		█	█		█	█					
ASCRS Satellite CME Programs*												█				
ASCRS ePosters and Films on Demand			█	█	█	█	█	█	█	█	█					
YES Connect Lounge			█	█	█	█	█	█	█	█	█					
ASCRS eyePAC Reception														█	█	
Saturday, May 16, 2020	6:00 a.m.	7:00 a.m.	8:00 a.m.	9:00 a.m.	10:00 a.m.	11:00 a.m.	Noon	1:00 p.m.	2:00 p.m.	3:00 p.m.	4:00 p.m.	5:00 p.m.	6:00 p.m.	7:00 p.m.	8:00 p.m.	9:00 p.m.
ASCRS Opening General Session					█	█										
ASCRS Symposia					█	█		█	█	█	█					
ASCRS Instructional Courses			█	█				█	█	█	█					
ASCRS Scientific Paper Sessions			█	█				█	█	█	█					
ASCRS Expert Roundtables			█	█												
ASCRS Live Poster Presentations				█	█		█	█		█	█					
ASCRS ePosters and Films On Demand		█	█	█	█	█	█	█	█	█	█					
ASCRS Skills Transfer Labs*			█	█	█	█		█	█	█	█					
ASCRS Satellite CME Programs*			█				█									
YES Connect Lounge			█	█	█	█	█	█	█	█	█					
YES Networking Luncheon							█									
ASCRS & ASOA Welcome Party												█				
ASCRS Exhibit Hall				█	█	█	█	█	█	█	█	█	█	█		
Sunday, May 17, 2020	6:00 a.m.	7:00 a.m.	8:00 a.m.	9:00 a.m.	10:00 a.m.	11:00 a.m.	Noon	1:00 p.m.	2:00 p.m.	3:00 p.m.	4:00 p.m.	5:00 p.m.	6:00 p.m.	7:00 p.m.	8:00 p.m.	9:00 p.m.
ASCRS Sunday General Session					█	█										
ASCRS Symposia			█	█				█	█	█	█					
ASCRS Instructional Courses			█	█				█	█	█	█	█	█			
ASCRS Scientific Paper Sessions			█	█				█	█	█	█					
ASCRS Live Poster Presentations				█	█		█	█								
ASCRS ePosters and Films On Demand		█	█	█	█	█	█	█	█	█	█					
ASCRS Skills Transfer Labs*			█	█	█	█		█	█	█	█					
ASCRS Satellite CME Programs*		█					█					█				
YES Connect Lounge			█	█	█	█	█	█	█	█	█					
ASCRS Exhibit Hall				█	█	█	█	█	█	█	█	█	█			

*Additional registration required. Fees may apply.

ASCRS PROGRAM AND EVENTS

Monday, May 18, 2020	6:00 a.m.	7:00 a.m.	8:00 a.m.	9:00 a.m.	10:00 a.m.	11:00 a.m.	Noon	1:00 p.m.	2:00 p.m.	3:00 p.m.	4:00 p.m.	5:00 p.m.	6:00 p.m.	7:00 p.m.	8:00 p.m.	9:00 p.m.
ASCRS Innovators General Session																
ASCRS Cataract Day (NEW)																
ASCRS Symposia																
ASCRS Instructional Courses																
ASCRS Scientific Paper Sessions																
ASCRS Live Poster Presentations																
ASCRS ePosters and Films On Demand																
ASCRS Skills Transfer Labs*																
YES Connect Lounge																
ASCRS Film Festival Awards Ceremony																
ASCRS Exhibit Hall																
Tuesday, May 19, 2020	6:00 a.m.	7:00 a.m.	8:00 a.m.	9:00 a.m.	10:00 a.m.	11:00 a.m.	Noon	1:00 PM	2:00 PM	3:00 PM	4:00 PM	5:00 PM	6:00 PM	7:00 PM	8:00 PM	9:00 PM
Best of ASCRS General Session																
ASCRS Symposia																
ASCRS Instructional Courses																
ASCRS Scientific Paper Sessions																
ASCRS Replay of Film Festival Winners																
ASCRS e-Posters and Films On Demand																

*Additional registration required. Fees may apply.

Visit <https://annualmeeting.ascrs.org/>
for up to date programming
information and registration details.

ASCRS SUBSPECIALTY DAY



Sponsored by the ASCRS Refractive Surgery Clinical Committee



Sponsored by the ASCRS Glaucoma Clinical Committee

Welcome to 2020 ASCRS Subspecialty Day!

2020 ASCRS Subspecialty Day in Boston, MA promises to set the bar high, kicking off an exciting weekend dedicated to anterior segment surgical education, networking, comradery and professional growth.

ASCRS Refractive Day and ASCRS Glaucoma Day, in conjunction with Friday's World Cornea Congress VIII programming, collectively, provide attendees with the highest caliber of concentrated clinical programming focused on the subspecialties that are most important for anterior segment surgeons. Registered attendees can freely move between all three sessions at no additional charge, providing an unparalleled learning opportunity. For those who can't decide which session to attend, not to worry. All ASCRS Subspecialty Day registrants will have full access to the day's content within 48 hours via ASCRS Presentations on Demand.

ASCRS Refractive Day will feature the honored Steinert Refractive Lecture presented by Stephen Slade, MD. Dr. Slade's instructive lecture combined with the interactive panel discussions promise to include innovative techniques and new surgical technologies that will help to improve your outcomes.

ASCRS Glaucoma Day will feature the original founding members of the ASCRS Glaucoma Clinical Committee, Alan S. Crandall, MD, Murray A. Johnstone, MD, Alan L. Robin, MD, and Bradford J. Shingleton, MD. The esteemed panel will discuss What Has Changed Since 1997 in Glaucoma Surgery. New in 2020, the exciting day-long session will also include a Retina Crossover Presentation covering topics such as IOP Elevation After Anti-VEGF and Retinal Surgeries and other topics. Cynthia Mattox, MD will join as a keynote speaker, presenting on the Business of Glaucoma 2020 and Beyond.

2020 ASCRS Subspecialty Day is an expansive deep dive into ophthalmology's most essential subspecialties. We look forward to seeing you on Friday, May 15, 2020 in Boston!

Eric Donnenfeld, MD

Vance Thompson, MD

Leon Herndon, MD

ASCRS REFRACTIVE DAY



Sponsored by the ASCRS Refractive Surgery Clinical Committee

ASCRS REFRACTIVE DAY: TAKING REFRACTIVE CATARACT AND CORNEA SURGERY TO THE NEXT LEVEL!

Attend this one-day meeting for all of your cornea refractive and refractive IOL needs. This program is a comprehensive overview refractive surgery advancements, providing innovative techniques and new surgical technologies to help improve your patient outcomes.

PROGRAM CHAIRS:

Eric Donnenfeld, MD
Vance Thompson, MD

SESSION MODERATORS:

Preeya Gupta, MD
John Hovanesian, MD
Terry Kim, MD
Robert Maloney, MD
Marguerite McDonald, MD
William Trattler, MD
John Vukich, MD
Elizabeth Yeu, MD

PANELISTS:

Deepinder Dhaliwal, MD
Marjan Farid, MD
David Hardten, MD
Kathryn Hatch, MD
Richard Hoffman, MD
Lance Kugler, MD
Michael Patterson, MD
Julie Schallhorn, MD
Robert Weinstock, MD
William Wiley, MD
Blake Williamson, MD
Roger Zaldivar, MD

ASCRS REFRACTIVE DAY PRELIMINARY PROGRAM

(SUBJECT TO CHANGE)

8:00 – 10:00 a.m.

SESSION I: THE PREOPERATIVE EVALUATION

Preoperative evaluation of patients undergoing lens and cornea based refractive surgery. Case studies and discussion will be emphasized.

Introduction

Vance Thompson, MD

Everything I Want to Know About Corneal Topography But Were Afraid to Ask

Kendall Donaldson, MD

GENIUS BAR I: CASE STUDIES IN CORNEAL TOPOGRAPHY

Renato Ambrosio, MD; Stephen Klyce, PhD; J. Bradley Randleman, MD; William Trattler, MD

Evaluating the Ocular Surface for the Refractive Surgery Patient

Edward J. Holland, MD

Real World Rapid Ocular Surface Rehabilitation of the Refractive Surgery Patient

Elizabeth Yeu, MD

The Macula OCT is Not Normal: What Should I Do – The Retina Perspective?

Steve Charles, MD

The Cornea is Not Normal: What Should I Do Differently with my Cataract Surgery?

Sumit “Sam” Garg, MD

The Hidden Cost of Monofocal IOLs

Daniel Chang, MD

IOL Selection Following Previous Refractive Cornea Surgery

Richard Tipperman, MD

Refractive Enhancements Following Cataract Surgery

Zaina Al-Mohtaseb, MD

Decision Making in Toric IOL Re-Alignment

John Berdhal, MD

Government Relations

Parag Parekh, MD

Break in Exhibit Hall

10:20 a.m. – NOON

SESSION II: REFRACTIVE CORNEAL SURGERY

This session will look at advances in refractive corneal surgery with an emphasis on case management.

Case Studies in Refractive Corneal Surgery

Steven Dell, MD and Eric Donnenfeld, MD

How to Grow Your Laser Vision Correction Practice

Blake Williamson, MD

Update on SMILE

John Doane, MD

Prevention and Management of Corneal Refractive Complications

John Rubenstein, MD

Introduction of the Steinert Refractive Lecture

Steven Dell, MD

The Steinert Refractive Lecture: LASIK: Lessons Learned

Stephen Slade, MD

Lunch in Exhibit Hall

Visit <https://annualmeeting.ascrs.org/>
for up to date programming
information and registration details.

ASCRS REFRACTIVE DAY PRELIMINARY PROGRAM

(SUBJECT TO CHANGE)

1:00 – 3:00 p.m.

SESSION III: REFRACTIVE CATARACT SURGERY

Emphasize advances in refractive cataract surgery with talks describing how to treat and manage patients desiring refractive outcomes. Advances in technology that have led to high patient satisfaction in refractive cataract surgery will be taught including how to optimize them.

How to Get Started in Refractive Cataract Surgery

Russell Swan, MD

The Business of Refractive Cataract Surgery

Richard Lindstrom, MD

My Pearls for Choosing the Right IOL for the Right Patient

Sumitra Khandelwal, MD

Why Are We Not Doing More Toric IOLs? How to Get Started

Y. Ralph Chu, MD

Extended Depth of Focus IOLs: Pearls and Pitfalls

Keith Walter, MD

The Trifocals Have Arrived! What I Need to Know

John Hovanesian, MD

Intraoperative Pearls in Refractive Cataract Surgery

Vance Thompson, MD

Treating the Unhappy Refractive Cataract Patient

Tal Raviv, MD

How to Perform an IOL Exchange

Kevin Miller, MD

Break in Exhibit Hall

3:00 – 4:30 p.m.

SESSION IV: NEW TECHNOLOGY TODAY AND ON THE HORIZON

The future of Refractive Cataract Surgery and Cornea Surgery is extremely promising. New technology will be introduced, and case studies will be discussed.

Automated Capsulotomy

Kevin Waltz, OD, MD

Advances in Drug Delivery for Cataract Surgery

Mitchell Jackson, MD

MIGS for the Cataract Surgeon

Nathan Radcliffe, MD

What's Next in Biometry and IOL Calculation

Oliver Findl, MD

The Holy Grail: A Dual Optic, Curvature Changing Accommodating IOL

Uday Devgan, MD

Trifocal and Extended Depth of Focus IOLs: New Technology on the Horizon

Thomas Kohnen, MD

Adjustable IOL Technology

Robert Maloney, MD

Femtosecond Laser Refractive Indexing

Nick Mamalis, MD

Genius Bar 2: Case Studies in IOL Selection

Graham Barrett, MD; David Chang, MD; Warren Hill, MD; Douglas Koch, MD

ASCRS GLAUCOMA DAY



Sponsored by the ASCRS Glaucoma
Clinical Committee

ASCRS GLAUCOMA DAY

Improve patient outcomes and change your treatment of glaucoma with cutting-edge guidance for expanding your glaucoma treatment options. Acclaimed speakers, real-world case studies, debates, videos and the latest surgical techniques and clinical advances make ASCRS Glaucoma Day this year's premier glaucoma event.

GLAUCOMA DAY PROGRAM CHAIR

Leon W. Herndon, Jr., MD

PROGRAM COMMITTEE

Ike K. Ahmed, MD

Jacob W. Brubaker, MD

Garry P. Condon, MD

Brian A. Francis, MD

Davinder Grover, MD

Paul J. Harasymowycz, MD, FRCSC

Sameh Mosaed, MD

Marlene R. Moster, MD

Robert J. Noecker, MD

Michael F. Oats, MD

Thomas D. Patrianakos, DO

Jody Piltz-Seymour, MD

Nathan M. Radcliffe, MD

Douglas J. Rhee, MD

Thomas W. Samuelson, MD

Amy D. Zhang, MD

ASCRS GLAUCOMA DAY PRELIMINARY PROGRAM

(SUBJECT TO CHANGE)

- 8:00 - 8:05 a.m.** **Welcome Leon W. Herndon, Jr., MD**
- 8:00 - 9:00 a.m.** **I. AGS/ASCRS Joint Symposium: Influence of Glaucoma Surgery on Cornea**
Moderators: Brian A. Francis, MD, Anjali Bhorade, MD
- 8:05 - 8:12 a.m.** Managing Endothelial Loss after MIGS Procedure
Malik Y. Kahook, MD
- 8:13 - 8:20 a.m.** Managing Endothelial Loss after Traditional Glaucoma Surgery
Douglas J. Rhee, MD
- 8:21 - 8:28 a.m.** Astigmatism: How much do we create? How do we fix it?
Alan L. Robin, MD
- 8:29 - 8:36 a.m.** Corneal Hysteresis and Glaucoma Surgery: Any Consideration?
Davinder S. Grover, MD, MPH
- 8:37 - 8:44 a.m.** Management of OSD Before and After Glaucoma Surgery
Laura A. Voicu, MD
- 8:45 - 9:00 a.m.** Panel Q/A
- 9:01 - 10:16 a.m.** **II. Glaukomtecken: Practical Tech for the Modern Ophthalmologist**
Moderators: Nathan M. Radcliffe, MD, Jacob W. Brubaker, MD
- 9:01 - 9:02 a.m.** Introduction
- 9:03 - 9:12 a.m.** **Part I: Here and Now Tech: Pearls to Using the Tech You Already Have**
What THEY See is What You Get: Improving Reliability and Understanding of Visual Field Testing
Jithin Yohannan, MD, MPH
- 9:13 - 9:22 a.m.** What YOU See is What You Get: Improving Reliability and Understanding of OCT
Sarah H. Van Tassel, MD
- 9:23 - 9:32 a.m.** What You Get is What You Get: Making Decisions Based on What You Acquire
Jacob W. Brubaker, MD
- 9:33 - 9:38 a.m.** Panel Q/A
- 9:39 - 9:46 a.m.** **Part 2: Next Tech:**
Modernizing your Visual Field Toolbox: HVF 24-2 C and SITA Faster
C. Gustavo De Moraes, MD, MPH
- 9:47 - 9:54 a.m.** TonoTek: Tonometry from I-to-OP
Nathan M. Radcliffe, MD
- 9:55 - 10:02 a.m.** Glaucoma - NextTeken
Marlene R. Moster, MD
- 10:03 - 10:16 a.m.** Panel Q/A
- 10:17 - 10:37 a.m.** **Break with Exhibitors**
- 10:38 - 11:52 a.m.** **III. Medications and Lasers: Practical Concepts for Enhancing Glaucoma Care**
Moderators: Jody Piltz-Seymour, MD, Robert J. Noecker, MD
- 10:38 - 10:39 a.m.** Introduction: Meds and Lasers
- 10:40 - 10:46 a.m.** **Part I: Medications**
New Kids on the Block Part 1: New Meds
Victoria Addis, MD
- 10:47 - 10:53 a.m.** New Kids on the Block Part 2: New Deliveries
Ahmad A. Aref, MD
- 10:54 - 11:00 a.m.** Mix it Up: The Role of Fixed Combination and Compounded Therapies
Roma Patel, MD
- 11:01 - 11:02 a.m.** **Part 2: Lasers**
Introduction: Point/Counterpoint: Is SLT First Line Therapy?
- 11:03 - 11:09 a.m.** Pro: LIGHT Trial and other Evidence
Robert J. Noecker, MD
- 11:10 - 11:16 a.m.** Con: Meds Should Come First
Kuldev Singh, MD
- 11:17 - 11:30 a.m.** Panel Q/A and Case Studies
- 11:31 - 11:38 a.m.** **Part 3: The Changing Paradigm for Glaucoma Therapy**
Is there a Role for Cycloablation in Early-to-Moderate Glaucoma?
Lucy Q. Shen, MD
- 11:39 - 11:45 a.m.** Up in Smoke: Role of Marijuana in Glaucoma Treatment
Sameh Mosaed, MD

ASCRS GLAUCOMA DAY PRELIMINARY PROGRAM

(SUBJECT TO CHANGE)

- 11:46 - 11:52 a.m.** Panel Q/A
- 11:53 - 12:10 p.m.** **Keynote: Business of Glaucoma 2020 and Beyond**
- 11:53 - 11:54 a.m.** Introduction of Keynote Speaker
- 11:55 - 12:10 p.m.** **Keynote Speaker: Cynthia Mattox, MD**
- 12:10 - 12:55 p.m.** **Lunch with Exhibitors**
- 12:20 - 12:45 p.m.** **Café Discussion**
- 12:45 - 12:55 p.m.** **Government Relations**
Parag Parekh, MD
- 12:56 - 2:26 p.m.** **IV. Surgical Glaucoma Spotlight**
Moderators: Marlene R. Moster, MD, Davinder S. Grover, MD
- 12:56 - 12:57 p.m.** Introduction
- 12:58 - 1:05 p.m.** **Part 1:**
TM-Based MIGS
Constance O. Okeke, MD
- 1:06 - 1:12 p.m.** Subconjunctival MIGS
Arsham Sheybani, MD
- 1:13 - 1:21 p.m.** When to Consider Conventional Surgery
Leslie S. Jones, MD
- 1:22 - 1:31 p.m.** Panel Q/A
- 1:32 - 1:39 p.m.** **Part 2:**
Moderators: Marlene R. Moster, MD, Sameh Mosaed, MD
- Femto and the Glaucoma Patient
John P. Berdahl, MD
- 1:40 - 1:48 p.m.** Premium IOL Selection and MIGS
Devesh K. Varma, MD
- 1:49 - 1:56 p.m.** Management/Avoidance of MIGS Complications
Steven R. Sarkisian, Jr., MD
- 1:57 - 2:07 p.m.** Panel Q/A
- 2:08 - 2:26 p.m.** **Part 3:**
Moderator: Paul J. Harasymowycz, MD, FRCSC
MIGS fails, and MIGS with Cataract Cases
Case-based Discussions with Panel
- 2:27 - 3:10 p.m.** **Obstbaum Honored Lecture**
ASCRS Glaucoma Clinical Committee
Founding Members: What Has Changed Since 1997
Alan S. Crandall, MD, Murray A. Johnstone, MD, Alan L. Robin, MD, Bradford J. Shingleton, MD
- 3:11 - 3:31 p.m.** **Break with Exhibitors**
- 3:32 - 4:07 p.m.** **V. Retina Crossover Presentation**
Moderator: Amy D. Zhang, MD
- 3:32 - 3:33 p.m.** Introduction
- 3:33 - 3:40 p.m.** IOP Elevation After Anti - VEGF and Retinal Surgeries
Jorge G. Arroyo, MD, MPH
- 3:41 - 3:48 p.m.** Endophthalmitis Management after Glaucoma Surgery
John B. Miller, MD
- 3:49 - 3:56 p.m.** When to Recruit Help from Retina Colleagues During Glaucoma Surgery
Angela V. Turalba, MD
- 3:57 - 4:07 p.m.** Panel Q/A
- 4:08 - 4:30 p.m.** **VI. 11th Annual Complications and a “Ray of Hope” Video Case Presentations**
Moderator: Thomas D. Patrianakos, DO

Visit <https://annualmeeting.ascrs.org/>
for up to date programming
information and registration details.

ASCRS SUBSPECIALTY DAY EXHIBIT HALL

The 2020 ASCRS Subspecialty Day exhibitors offer exceptional opportunities to learn about products, current and emerging technologies.

FRIDAY, MAY 15 | 7:00 a.m.- 4:00 p.m. | BALLROOM FOYER, LEVEL 3

The ASCRS Subspecialty Day exhibit hall, open to all attendees of ASCRS Glaucoma Day, ASCRS Refractive Day, offers a unique opportunity for you to connect with exhibitors that pertain to your field. The exhibits for ASCRS Subspecialty Day will be open for a limited time, beginning with breakfast on Friday morning, during breaks and lunch. Be sure to make time to visit exhibitors throughout the meeting!

ASCRS SUBSPECIALTY DAY EXHIBITORS

Aerie Pharmaceuticals, Inc.

Alcon

Allergan

Bausch + Lomb

BioTissue

BVI

EyePoint Pharmaceuticals

Glaukos

Icare Tonometers/CenterVue, Inc.

Keeler Instruments

Konan Medical USA, Inc.

Lumenis-Vision

Mallinckrodt Pharmaceuticals

New World Medical

Novartis

Oculus, Inc.

OCuSOFT, Inc.

OMIC

Sight Sciences

STAAR Surgical

ZEISS

ASCRS PROGRAM

FRIDAY, MAY 15

YOUNG EYE SURGEONS (YES) SKILLS TRANSFER LABS*

ASCRS is pleased to provide hands-on skills transfer labs designed exclusively for residents, fellows and ophthalmologists in their first five years of practice. Separate registration is required.

YES CATARACT SURGERY/MIGS WET LABS

This session will review steps of the cataract surgical procedure including: incisions, capsulorhexis, machine settings, phacoemulsification, fluidics, cortex removal, chopping, flipping, and placement of capsule tension rings, iris hooks and expansion rings. Additional instruction on drug delivery in cataract surgery, dense cataracts, nuclear disassembly, secondary lenses and the Yamane technique will be provided. Part two will explore various glaucoma procedures to include minimally invasive glaucoma surgery and micro stent implant-trabecular and supraciliary.

9:00-11:00 a.m.

YSTL-1 YES Cataract Surgery and MIGS Wet Lab

Lead Instructors: Leela Raju, MD; Michael D. Patterson, DO

12:00-2:00 p.m.

YSTL-2 YES Cataract Surgery and MIGS Wet Lab

Lead Instructors: David A. Crandall, MD; Zachary J. Zavodni, MD

2:30-4:30 p.m.

YSTL-3 YES Cataract Surgery and MIGS Wet Lab

Lead Instructors: Julie Schallhorn, MD; Manjool Shah, MD

YES DESCemet MEMBRANE ENDOTHELIAL KERATOPLASTY (DMEK) WET LABS

This session will include a hands-on lab to learn and explore the various stages of DMEK surgery using pre-loaded and pre-peeled grafts. This lab is targeted for cornea fellows, senior residents interested in cornea, and corneal surgeons interested in learning DMEK surgery.

9:00-10:00 a.m.

YSTL-4 YES DMEK Wet Lab

Lead Instructor: Naveen K. Rao, MD

2:30-3:30 p.m.

YSTL-5 YES DMEK Wet Lab

Lead Instructor: Samuel H. Lee, MD

Visit <https://annualmeeting.ascrs.org/>
for up to date programming
information and registration details.

ADDITIONAL INFORMATION KEY

*Additional registration required, fees may apply

YES Recommended sessions for Young Eye Surgeons-residents, fellows, and surgeons in their first five years of practice.

ESSENTIALS Sessions within the Essentials Track will focus on fundamental and indispensable concepts for anterior segment surgeons at all skill levels.

NEW Sessions identified with this icon are new material that have not been presented at the prior two ASCRS meetings.

ASCRS PROGRAM

SATURDAY, MAY 16

8:00–9:30 a.m.

INSTRUCTIONAL COURSES

CORNEA

IC-101 Simple DALK and Split Techniques

NEW

Instructor: Nicolas Fernandez-Meijide, MD

Co-Instructors: Nestor Szuster, MD; María José Cosentino, MD

CATARACT

IC-102 Strategically Backing Off to Lose a Battle but Win the War

Instructor: Suven Bhattacharjee, MD

Co-Instructors: Ike K. Ahmed, MD; Soosan Jacob, MS, DNB, FRCS; Rohit Omm Parkash, MS; Vineet Ratra, FRCSEd; Arup Chakrabarti, MS

KERATOREFRACTIVE

IC-103 Two Decades of Customized Refractive and Therapeutic Ablations in Regular and Irregular Eyes: Didactic and Live Treatment-Designing Course

NEW

Instructor: A. John Kanellopoulos, MD

CATARACT

IC-104 Cataract Surgery: What I Say – Conversations That Improve the MD-Patient Relationship

NEW

Instructor: Jack Parker, MD, PhD

Co-Instructors: Robert H. Osher, MD; David F. Chang, MD; Michael E. Snyder, MD; Samuel Masket, MD; Sebastian Heersink, MD

CORNEA

IC-105 Ocular Surface Disorders: Newer Paradigms

NEW

Instructor: Karan Bhatia, DOMS, DNB

Co-Instructors: Pooja Khamar, MD; Namrata Sharma, MD; Prasanth Gireesh, MD; Anand S. Pasari, MS

CORNEA

IC-106 Deep Anterior Lamellar Keratoplasty: New Frontiers

Instructor: Enrica Sarnicola, MD

Co-Instructors: Caterina Sarnicola, MD; Vincenzo Sarnicola, MD; Donald TH Tan, FRCS; Rajesh Fogla, MD; Albert Y. Cheung, MD

CATARACT

IC-107 Secondary IOL Implantation: What I Have Learned and My Current Technique

Instructor: George H. Beiko, BM BCh, FRCSC

Co-Instructors: John C. Hart Jr., MD; Gerd U. Auffarth, MD, PhD; Amar Agarwal, MS, FRCS; Shin Yamane, MD, PhD; Gabor B. Scharioth, MD, PhD

ASCRS PROGRAM

SATURDAY, MAY 16

8:00–9:30 a.m.

PAPER SESSIONS

CORNEA

SPS-101 Corneal Procedures and Diagnostics: EK, PK, CXL, Other

Presenters:

Philip W. Dockery, MPH
Dania M. Jamal, MBBS
Gisella Santaella, MD
Zachary Landis, MD
Eric Abdullayev, MD
Reza Ghaffari, MD
Henry Liu, MD
Yoav Nahum, MD
John D. Stephens, MD
Elizabeth Shen, MD
Daliya Dzhaber, MD
Nichelle Warren, MD
Mohamed Tolba, MD, MSc
Mohamed Abou Shousha, MD
Carlos H. Gordillo, MD
Aline Moriyama, MD

CATARACT

SPS-102 Astigmatism Management, Toric IOLs

Presenters:

Eunchul Kim, MD, PhD
Sharmina R. Khan, FRCOphth
Helga F. Pizio, MD
Inkwon Chung, MD
Yonca Aydin Akova
Jason J. Jones, MD
Thomas Kohnen, MD, PhD
Brent A. Kramer, MD
Jeffrey Whitman, MD
P. Dee G. Stephenson, MD
Mitchell C. Shultz, MD
Alice T. Epitropoulos, MD
Ashokkumar Vyas, FRCS
Haripriya Aravind, MD
Gerald P. Clarke, MD

CATARACT

SPS-103 Femtosecond Laser Assisted Cataract Surgery

Presenters:

Douglas D. Koch, MD
Yu-Chi Liu, MD
Jonathan T. Chao, MD
Roberto Gonzalez-Salinas, MD, PhD
Caroline S. Germano, MD
Sheetal Brar, MD
Zoltan Z. Nagy, PhD
Shail A. Vasavada, DNB, FRCS
Andrea C. Arteaga, MD
Swapna Nair, FRCS
Mahipal S. Sachdev, MD
Hoseok Chung, MD
Su Young Moon, MD
Bibhuti Kashyap, MD
Eric S. Tam, MD
Pavel Stodulka, MD, PhD

KERATOREFRACTIVE

SPS-104 Refractive Procedure Outcomes: SMILE, SMILE and CXL, ICL

Presenters:

Jodhbir S Mehta, MBBS, PhD
Chunlei Liu, MD, PhD
Sung Min Kim, MD
Kathleen J. Jee, MD
Weronika Jakubowska, MD
Terence McSwiney, BM BCh
Dan Z. Reinstein, MD, FRCS
Brett H. Mueller II, DO, PhD
Kyle T. Packer, MD
Suphi Taneri, MD
Erik L. Mertens, MD
Alisha A. Ho
Aanchal Gupta, MBBS
Sonia Maheshwari, MS
Zhiyu Du, MD

GLAUCOMA

SPS-105 Minimally Invasive Glaucoma Surgery: Viscocanalostomy, Combined Procedures, Outcomes

Presenters:

Shamik Bafna, MD
Jonathan M. Davidorf, MD
Linda L. Burk, MD
Juan Carlos Izquierdo, MD
Gavin S. Docherty, FRCS
David M. Lubeck, MD
Peyton A. Rather
Richard L. Lindstrom, MD
Mark J. Gallardo, MD
Steven D. Vold, MD
Arsham Sheybani, MD
Karsten Klabe, MD

ASCRS PROGRAM

SATURDAY, MAY 16

8:00–9:30 a.m.

SKILLS TRANSFER & PHYSICIAN LEARNING LABS*

CATARACT

STL-1 Advanced Phaco

Instructor: Kevin M. Miller, MD

Co-Instructors: Lisa B. Arbisser, MD; Clara C. Chan, MD; Sherleen Chen, MD; Michael Colvard, MD; Uday Devgan, MD; Sumit Garg, MD; A. Tim Johnson, MD, PhD; Rom Kandavel, MD; James A. Katz, MD; Shawn R. Lin, MBA, MD; Matteo Piovella, MD; Naveen K. Rao, MD; Donald N. Serafino, MD; William L. Trotter, MD

CORNEA

STL-2 Corneal Suturing Techniques

Instructor: Jonathan B. Rubenstein, MD

Co-Instructors: Natalie A. Afshari, MD; Winston D. Chamberlain, MD, PhD; Derek W. DelMonte, MD; Laura K. Green, MD; Amy Lin, MD; Shahzad Mian, MD; Christopher S. Sales, MD, MPH; Audrey R. Talley Rostov, MD; Sonal S. Tuli, MD, M.Ed; Bennett Walton, MD, MBA; Helen K. Wu, MD

CATARACT

PLL-1 Intraoperative Guidance Systems

Instructor: Gerald J. Roper, MD

ASCRS POSTER PAVILION

Electronic Posters, Scientific Films, and ASCRS Ophthalmology Hall of Fame videos will be available for viewing each day, on-demand at the kiosks located in the Poster Pavilion.



ASCRS PROGRAM

SATURDAY, MAY 16

8:30–9:30 a.m.

ROUNDTABLES: MEET THE EXPERTS

Start your annual meeting by attending one of these roundtable discussions with the experts. No pre-registration required. Seating and selection of topics/experts will be on a first come, first-served basis. Attendance for this session is limited to ASCRS MD/PhD registrants only.

SESSION NUMBER	TOPIC(S)	EXPERTS
RT-1	Starting Refractive Cataract Surgery SMILE Procedure	D. Rex Hamilton, MD Vance M. Thompson, MD
RT-2	Refractive Cataract Surgery IOL Calculations	Eric D. Donnenfeld, MD Sumitra S. Khandelwal, MD, ABO
RT-3	Ooh! Why Is My Post-op Less Than Satisfied After Cataract Surgery?	Claudia E. Perez Straziota, MD Elizabeth Yeu, MD
RT-4	Femtosecond Laser Assisted Cataract Surgery	Sarah Nehls, MD Robert J. Weinstock, MD
RT-5	Managing Complications During Cataract Surgery Anterior Vitrectomy	Gregory SH. Ogawa, MD Abhay R. Vasavada, MS, FRCS
RT-6	Artificial Iris Iris Repair	Brandon D. Ayres, MD Jason R. Mayer, MD
RT-7	Management of Complications Zonulopathy Cases	Richard Tipperman, MD Zachary J. Zavodni, MD
RT-8	Refining IOL Measurements for Cataract Surgery: Pearls to Achieve Our Very Best Refractive Outcomes	Kendall E. Donaldson, MD Mitchell A. Jackson, MD
RT-9	Astigmatism Management at the Time of Cataract Surgery Complex Cataract Surgery	Zaina Al-Mohtaseb, MD Manjool Shah, MD
RT-10	Biometry and IOL Calculations; Starting out in Academic Practice	Julie Schallhorn, MD Mitchell P. Weikert, MD
RT-11	Correction of Astigmatism During Cataract Surgery Cataract Surgery in Irregular Corneas	Jessica B. Ciralsky, MD Douglas D. Koch, MD
RT-12	Dislocated IOLs IOL Exchange	Samuel H. Lee, MD Cathleen M. McCabe, MD
RT-13	IOL Power Selection Following Refractive Surgery	Warren E. Hill, MD Yuri McKee, MD
RT-14	Light Adjustable Lens; Astigmatism Management	John P. Berdahl, MD John A. Vukich, MD
RT-15	Management of Dislocated IOLs Sutured IOL Fixation	Marjan Farid, MD Huck A. Holz, MD
RT-16	Presbyopia Correcting IOL Options in 2020	Daniel H. Chang, MD Scott E. LaBorwit, MD
RT-17	Presbyopia Correction Dealing with Unhappy Multifocal Patients	Quentin B. Allen, MD Karl G. Stonecipher, MD
RT-18	DMEK: Spilling the Tea	Preeya K. Gupta, MD W. Barry Lee, MD
RT-19	Keratoconus and Crosslinking	Kenneth A. Beckman, MD Kathryn M. Hatch, MD
RT-20	Minimally Invasive Glaucoma Surgery	David Crandall, MD Robert J. Noecker, MD
RT-21	Minimally Invasive Glaucoma Surgery Tube Shunts; Glaucoma Lasers	Thomas Patrianakos, DO Nathan M. Radcliffe, MD
RT-22	Cataract and Glaucoma	Paul J. Harasymowycz, MD Jody Piltz-Seymour, MD
RT-23	Retina Considerations for the Anterior Segment Surgeon	Steve Charles, MD Christina Y. Weng, MD, MBA
RT-24	International Ophthalmology	Susan M. MacDonald, MD Leela Raju, MD
RT-25	ASCRS Advocacy Efforts: What We are Doing to Represent You and How You Can Get Involved	James A. Bryan, III, MD Frank R. Burns, MD
RT-26	Young Physicians: Understanding the Importance of Advocacy	Mona A. Kaleem, MD Majid "Amir" Moarefi, MD

OPENING GENERAL SESSION

SATURDAY, MAY 16
10:00 a.m. – 12:00 p.m.



ASCRS PROGRAM CHAIR

Edward J. Holland, MD



INCOMING ASCRS PRESIDENT

Terry Kim, MD



MOTIVATIONAL ADDRESS

Coach Mike Krzyzewski, Duke Blue Devils



ASCRS HALL OF FAME CEREMONY

The ASCRS Ophthalmology Hall of Fame was created by ASCRS to honor ophthalmic pioneers whose contributions to the profession have shaped the way modern ophthalmology is practiced today.



*Tadeusz Krwawicz, MD, PhD, (1910-1988) and
Jerry A. Shields, MD*



PRESENTATION OF THE INAUGURAL ASCRS EDUCATOR AWARD

The ASCRS Educator Award honors an ASCRS member who has made education an enduring career priority.

Thomas Oetting, MD, MS



ASCRS BINKHORST LECTURE We Can Prevent Blindness in Glaucoma-Why Don't We?

The Binkhorst Lecture and medal were established in 1975 in honor of intraocular lens (IOL) pioneer Cornelius D. Binkhorst, MD (1912-1995).

Richard Lewis, MD



PRESENTATION OF THE CHANG HUMANITARIAN AWARD

Endowed by a generous gift from David & Victoria Chang, the ASCRS Foundation Chang Humanitarian Award recognizes outstanding humanitarian work in the area of cataract blindness.

Lowell A. Gess, MD



ASCRS HONORED GUESTS

The David A. Karcher Honored Guest Award honors luminaries who have invested in a lifetime of service to ASCRS.



Stephen Brint, MD and Peter Laibson, MD

ASCRS PROGRAM

SATURDAY, MAY 16

10:00–11:30 a.m.

SYMPOSIA

RETINA

SYM-101 Intravitreal Injection Essentials for the Anterior Segment Surgeon

Sponsored by the ASCRS Retina Clinical Committee

ESSENTIALS **NEW**

Moderator: Steve Charles, MD

SKILLS TRANSFER & PHYSICIAN LEARNING LABS*

CATARACT

STL-3 Capsular Stabilization Techniques

Instructor: Naveen K. Rao, MD

Co-Instructors: Amal M. Alwreikat, MD; Amer Alwreikat, MD; Sergio F. Canabrava, MD; Lorenzo J. Cervantes, MD; Winston D. Chamberlain, MD, PhD; Vincent C. Fan, MD, MBA; Soosan Jacob, MS, DNB, FRCS; Ellen H. Koo, MD; Kamden Kopani, MD; David Liang, MD; Shaohui Liu, MD, PhD; Sankara Mahesh, MD; Melina I. Morkin, MD; Kamran M. Riaz, MD; Aubrey R. Tirpack, MD; Aaron N. Waite, MD; Astrid Werner, MD; David Zadok, MD

ASCRS PROGRAM

SATURDAY, MAY 16

1:00 - 2:30 p.m.

SYMPOSIA

RETINA

SYM-102 Management of Vitreoretinal Complications of Anterior Segment Surgery

Sponsored by the ASCRS Retina Clinical Committee

ESSENTIALS **NEW**

Moderator: Steve Charles, MD

CATARACT

SYM-103 Challenging Cases in Cataract Surgery Video Symposium

Sponsored by the ASCRS Cataract Clinical Committee

Moderator: Kevin M. Miller, MD

CATARACT

SYM-104 Complications by Proxy

Sponsored by the ASCRS Young Eye Surgeons (YES) Clinical Committee

YES **ESSENTIALS**

Moderator: Sumit "Sam" Garg

INSTRUCTIONAL COURSES

CATARACT

IC-109 Learning from Our Mistakes XI: International Video Symposium (Presented in Spanish)

Sponsored by the Latin American Society of Cataract and Refractive Surgery (ALACCSA-R/LASCRS)

Instructor: Guadalupe Cervantes-Coste, MD

Co-Instructors: Arnaldo Espaillat, MD; Claudio Orlich, MD; Fernando L. Soler-Ferrandez, MD; Ernesto J. Otero, MD; Oscar S. Asís, MD; Filomena J. Ribeiro, MD; Pablo J. Suarez, MD; Juan G. Ortega, MD; Gerardo C. Valvecchia, MD; Ike K. Ahmed, MD; Robert H. Osher, MD

KERATOREFRACTIVE

IC-110 SMILE: A Paradigm Understanding

Instructor: Chitra R. Ramamurthy, MD

Co-Instructors: Rohit Shetty, FRCS; Shreyas Ramamurthy, MD; Ramamurthy Dandapani, MD; Sri Ganesh, MS; Mahipal S. Sachdev, MD

PRESBYOPIA

IC-111 Trifocal IOLs: Planning for Success and Dealing with Failure

NEW

Instructor: Michael Goggin, FRANZCO, FRCOphth

Co-Instructors: Ben R. LaHood, FRANZCO, BM BCh; Damien Gatinel, MD, PhD

ASCRS PROGRAM

SATURDAY, MAY 16

1:00 - 2:30 p.m.

INSTRUCTIONAL COURSES

CORNEA

IC-112 Streamlining Crosslinking into Practice

NEW

Instructors: Sudha Sudesh, FRCOphth, MBBS; Naveen S. Chandra, MD

Co-Instructors: Isabella T. Phan, MD; Michael Clamp, MD; Elaine Wu, MD; Kenneth C. Ip, MD

CATARACT

IC-113 Conquering Iris Repair from Suturing-to-Artificial Iris

NEW

Instructor: Yoshihiro Tokuda, MD

Co-Instructors: Maria S. Romero, MD; Priya S. Narang, MD; Tsukasa Hanemoto, MD, PhD

CORNEA

IC-114 Descemet Membrane Endothelial Keratoplasty: Simplified Technique to Shorten the Learning Curve and Avoid Complications

Instructor: Mark A. Terry, MD

Co-Instructors: Michael D. Straiko, MD; Paul M. Phillips, MD; Christopher S. Sales, MD, MPH

CORNEA

IC-115 Deep Anterior Lamellar Keratoplasty: From Basic-to-Advanced

Instructor: Vincenzo Sarnicola, MD

Co-Instructors: Rajesh Fogla, MD, FRCS; Sadeer B. Hannush, MD; Edward J. Holland, MD; Enrica Sarnicola, MD; Caterina Sarnicola, MD

CORNEA

IC-116 Boston Keratoprosthesis in the Management of Severe Ocular Surface Disease: Pearls and Pitfalls

Instructor: Jose M. Vargas Sr., MD

Co-Instructors: Anthony J. Aldave, MD; Roberto Piñeda, MD; Geetha K. Iyer, FRCS; Jose de la Cruz, MD, MSc

PAPER SESSIONS

CORNEA

SPS-106 Keratoconus: Measurements, Treatments, New Technology

Presenters:

Pavitra K. Patel, MS
Gairik Kundu, MD
Aishwarya Chhabra, MS
Nir Sorkin, MD
Gustavo A. Hernandez Sahagun, MD
Raphael C. Penatti, MD
Louise Esporcatte, MD
Elias F. Jarade, MD
César C. Carriazo, MD
Isabel Dapena, MD, PhD
J. Bradley Randleman, MD
Alina Cantemir, PhD
Sean J. McCafferty, MD
Hormoz Abdshahzadeh Sr., MD
Jing Li, MD
Bala Ambati, MD, PhD

PRESBYOPIA

SPS-107 Presbyopia Correction

Presenters:

Karsten Klabe, MD
Christoph F. Kranemann, MD
Mitchell A. Jackson, MD
Larissa Gouvea, MD
Olga Rozanova, MD, PhD
Gerd U. Auffarth, MD, PhD
Bojan Pajic, MD, PhD
David L. Wirta, MD
L. Felipe Vejarano, MD
John P. Berdahl, MD
Gyule Han, MD
Michal Blau- Most, MD
Marta Romero, MD, PhD
Arjan Hura, MD

PRESBYOPIA

SPS-108 Trifocal IOLs

Presenters:

Sheri L. Rowen, M
Ashley R. Brissette, MD, MSc, FRCSC
Robert Edward T. Ang, MD
John A. Hovanesian, MD
John F. Blaylock, MD
Bret L. Fisher, MD
Dagny Zhu, MD
Matteo Piovella, MD
Gabriel Quesada, MD
Bojan Kozomara, MD, MSc
Sheraz M. Daya, MD, FRCSEd, FRCOphth
Tiago B. Ferreira, MD, PhD

ASCRS PROGRAM

SATURDAY, MAY 16

1:00 - 2:30 p.m.

PAPER SESSIONS

KERATOREFRACTIVE

SPS-109 Keratorefractive Complications

Presenters:

Faisal D. Aldahash, MD
Yishay Weill, MD
Pedro I. Navarro, MD, MSc
Mukhtar Bizrah, MD
Naren Shetty, MD
Oleg Kostin, MD
Ji Bai, MD, CAE
Wentao Liu, MD, OD
Sheetal Brar, MD
Azher Q. Aldouri, FRCS, DNB
Fiorella Casanova, MD
Kangjun Li, MD
Loreto R. Triviño, MD
David Teenan, FRCOphth, FRCSEd
Simon P. Holland, MD, FRCS

CATARACT

SPS-110 Post Refractive Surgery IOL Calculations

Presenters:

Suzan Abouzeid, FRCS, MS
V. Nicholas N. Batra, MD
Chad M. Serels
Allison J. Chen, MD
Colin E. Brown, MD
Kareem Sioufi, MD
Neeraj S. Chawla
William F. Wiley, MD
Ana Laura C. Canedo, MD
James D. Lehmann, MD
Sathish Srinivasan, FRCSEd, FRCOphth
Frank A. Bucci Jr., MD
Roger Zaldivar, MD
Jan A. Venter, MD
Meisha Raven, DO
Li Wang, MD, PhD

SKILLS TRANSFER & PHYSICIAN LEARNING LABS*

CATARACT

STL-5 Advanced Phaco

Instructor: Jason J. Jones, MD

Co-Instructors: Eric C. Amesbury, MD; Terrence J. Doherty, MD; Eric L. Fry, MD; Kourtney H. Houser, MD; A. Tim Johnson, MD, PhD; Douglas A. Katsev, MD; John S. Kung, MD; Phillips Kirk Labor, MD; James C. Loden, MD; John Odette, MD; Priyanka Sood, MD; Arthur J. Weinstein, MD; Shannon M. Wong, MD

CATARACT

STL-6 Secondary IOL Implantation

Instructor: George H. Beiko, BM BCh, FRCSC

Co-Instructors: Amar Agarwal, MS, FRCS, FRCOphth; Ashvin Agarwal, MD; Athiya Agarwal, MD; Ehud I. Assia, MD; Sergio F. Canabrava, MD; Soon-Phaik Chee, FRCSEd, FRCOphth; John C. Hart Jr., MD; Soosan Jacob, MS, DNB, FRCS; D. Brian Kim, MD; Bo Li, MD, FRCSC; Yuri McKee, MD; Rohit Om Parkash, MS; Vladimir Pfeifer, MD; Gabor B. Scharioth, MD, PhD; Joshua C. Teichman, MD, MPH

CATARACT

PLL-2 Intraoperative Guidance Systems

Instructor: Gerald J. Roper, MD

ASCRS PROGRAM

SATURDAY, MAY 16

3:00–4:30 p.m.

SYMPOSIA

CATARACT

SYM-105 Getting You Better IOL Refractive Outcomes - Hearing from Us and You
Special Time 3:00-4:45 p.m.

ESSENTIALS

Moderator: Richard B. Packard, MD, FRCS

CATARACT

SYM-106 The Cuts are Coming...The Cuts are Coming... INNOVATE!

Sponsored by the ASCRS
EyeConnect Committee

NEW

Moderator: Michael Posner, MD

GLAUCOMA

SYM-107 Glaucoma Essentials

Sponsored by the ASCRS Glaucoma
Clinical Committee

ESSENTIALS

Moderators: Michael F. Oats, MD;
Amy D Zhang, MD; Jody Piltz-Seymour, MD

CATARACT

SYM-108 Management of Complicated Cases in Cataract and Refractive Surgery (Presented in Spanish)
Special Time 3:00-5:00 p.m.

Co-Sponsored by ASCRS and
ALACCSA-R (LASCRS)

Moderators: César C. Carriazo, MD;
Maria Jose Cosentino, MD;
William C. De La Pena, MD;
Carlos L. Nicoli, MD

INSTRUCTIONAL COURSES

CATARACT

IC-117 Overcoming Challenges and Pitfalls in Mature to Complex Cataracts:Video-Based Course

NEW

Instructor: Ashvin Agarwal, MD

Co-Instructors: Brandon D. Ayres, MD; Jason J. Jones, MD; Tal Raviv, MD; Elizabeth Yeu, MD; Mitchell P. Weikert, MD

CATARACT

IC-118 Challenging the Challenge: Subluxated IOLs and Bag Complexes, What's Next

NEW

Instructor: Kumar J. Doctor, MD

Co-Instructors: Soon-Phaik Chee, FRCOphth, FRCS(Ed); Ike K. Ahmed, MD, FRCSC; Sri Ganesh, MS; Amar Agarwal, MS, FRCS, FRCOphth; Gaurav Luthra, MS

KERATOREFRACTIVE

IC-119 LASIK and SMILE Emergencies:A Breathless Video Bonanza

NEW

Instructor: Samir A. Melki, MD, PhD

Co-Instructors: Jason E. Brenner, MD; Matthew J. Boyle, MS; Soosan Jacob, MS, DNB, FRCS; Sara King-Sella, MD

ASCRS PROGRAM

SATURDAY, MAY 16

3:00–4:30 p.m.

INSTRUCTIONAL COURSES

CATARACT

IC-120 Phaco Prechop

Instructor: Takayuki Akahoshi, MD

Co-Instructors: Ronald Yeoh, MD; Takashi W. Hida, MD, PhD; Nikolle Tan, MBBS, MRCSEd, FRCSEd; William F. Wiley, MD

CORNEA

IC-121 Fuchs Endothelial Dystrophy- New Concepts about Pathophysiology and Treatment: DSEK, DMEK, or DSO

NEW

Instructor: Caterina Sarnicola, MD

Co-Instructors: Kathryn Colby, MD, PhD; Marian S. Macsai, MD; Rajesh Fogla, MD, FRCS; Enrica Sarnicola, MD; Vincenzo Sarnicola, MD

CATARACT

IC-122 The Real World ASCRS Style: How to Effectively Incorporate New Technologies into a Busy Medical and Surgical Practice

NEW

Instructor: Lisa M. Nijm, MD, JD


Co-Instructors: Mitchell A. Jackson, MD; Laura M. Periman, MD; Daniel H. Chang, MD; Zaina Al-Mohtaseb, MD; Cynthia Matossian, MD

CATARACT

IC-123 Introduction to Small- Incision Cataract Surgery for the Phaco Surgeon

Instructor: John D. Welling, MD

Co-Instructor: Jeff Pettey, MD



ASCRS PROGRAM

SATURDAY, MAY 16

3:00–4:30 p.m.

PAPER SESSIONS

CATARACT

SPS-111 Cataract Surgery Medications

Presenters:

Robert J. Weinstock, MD
Eric D. Donnenfeld, MD
Cathleen M. McCabe, MD
Francis S. Mah, MD
Sumitra S. Khandelwal, MD
Jonathan H. Lass, MD
Tracy W. Krick, MD
Caroline W. Wilson, MD
Scott E. LaBorwit, MD
Sidra Zafar, MBBS
Denise M. Visco, MD, MBA
Ryan Shojaei
Steven M. Silverstein, MD
Steve A. Arshinoff, MD, FRCSC
Christopher E. Starr, MD
Irina S. Barequet, MD

CATARACT

SPS-112 Cataract Surgery Techniques

Presenters:

Lin Yao Sr., PhD
Tushya Om Parkash, MS
Pankaj Sharma, MD
Jacob T. Harris
Rajendra Prasad, MBBS
Steve Dewey, MD
Jeewan S. Titiyal, MD
Dr. Ratish Ch Paul Sr., MS, DOMS, MBBS
Rupam Desai, MD
Anil Solanki, MS
Karthik Srinivasan, MD
Sanyam Bajimaya, MBBS, MD
Huck A. Holz, MD
Saba Samet, MD
Shakeen S Singh, MS

CATARACT

SPS-113 Cataract Surgery Challenging Cases

Presenters:

Amal m Alwreikat, MD
Matthew T. Feng, MD
Naveen K. Rao, MD
Sri Ganesh, MS
Sergio F. Canabrava, MD
Mohammad Soleimani, MD
Rohit om Parkash, MS
Sudha K. Ganesh, MD
Zinaida Kataeva, MD
Haripriya Aravind, MD
Priya S. Narang, MD
Shani Levy-Neuman, MD
Rohit om Parkash, MS
Keli Matheos, MD
Didar S. Anwar, MD
Clemence Bonnet, MD

ASCRS PROGRAM

SATURDAY, MAY 16

3:00–4:30 p.m.

PAPER SESSIONS

KERATOREFRACTIVE

SPS-114 Keratorefractive Surgical Planning

Presenters:

Hannuy Choi, MD
Dana Barequet, MD, MHA
David Smadja, MD
Joseph H. Toma, MS
Seongjun Lee, MD
Ana Laura C. Canedo, MD
Marcony R. Santhiago, MD, PhD
Tom S. Tooma, MD
Gildasio C. Almeida Jr., MD
Rohan Mehra, MBBS, MS
Arun C. Gulani, MD
Shreyas Ramamurthy, MD
Karan Bhatia, DOMS, DNB
Takanori Suzuki, MD
Cassandra C. Brooks, MD
Jia Liu, MM

KERATOREFRACTIVE

SPS-115 Refractive Procedure Comparisons: PRK, LASIK

Presenters:

Laila c Silveira, MD
Ritika Dalal, MBBS, DNB
Osamu Hieda, MD
Costas Karabatsas, MD
Zhang Jun, MD
James C. Loden, MD
Ying Lin, MD
Blake K. Williamson, MD
Ella G. Faktorovich, MD
Hung-Yuan B. Lin, MD
Lu Xiong, MD
Doyle Stulting, MD, PhD
David A. Price
A. John Kanellopoulos, MD
Ermano M. Alves, MD
Pamela B. Ribeiro

SKILLS TRANSFER & PHYSICIAN LEARNING LABS*

CATARACT

STL-7 Phaco Skills in the Round

Instructor: Yousuf Khalifa, MD

Co-Instructors: Maria E. Aaron, MD; Mohamed Abou Shousha, MD; Soroosh Behshad, MD, MPH; Sherleen Chen, MD; Cynthia S. Chiu, MD; David A. Crandall, MD; Derek W. DelMonte, MD; Cristos Ifantides, MD, MBA; Jeremy K. Jones, MD; Francisco Male, MD; Majid Moshirfar, MD; Jacquelyn O'Banion, MD; Roberto Piñeda, MD; Ashok Rangarajan, MS, DNB, FRCS; Shameema Sikder, MD; Praneetha Thulasi, MD; Linda Tsai, MD

CATARACT

STL-8 Iris Prostheses

Instructor: Michael E. Snyder, MD

Co-Instructors: Kashif Baig, MD, MBA; Alan S. Crandall, MD; Georges M. Durr, FRCS, MD; Nicole R. Fram, MD; M. Bowes Hamill, MD; Stephen Hamilton, MD; David R. Hardten, MD; Richard S. Hoffman, MD; Simon P. Holland, MD, FRCS; Boris E. Malyugin, MD, PhD; Samuel Masket, MD; Kevin M. Miller, MD; Mauricio A. Perez, MD; Kenneth J. Rosenthal, MD; Sathish Srinivasan, FRCSEd, FRCOphth; Devesh K. Varma, FRCS, MD

ASCRS PROGRAM

SUNDAY, MAY 17

8:00–9:30 a.m.

SYMPOSIA

CATARACT

SYM-201 Surgical Essentials: Getting You out of Trouble in Cataract Surgery

A Combined Symposium of Cataract and Refractive Societies: ASCRS, APACRS, ESCRS, ALACCSA-R/LASCRS

ESSENTIALS

Moderators: Edward J. Holland, MD; Rudy M. Nuijts, MD, PhD; William C. De La Peña, MD; Graham D. Barrett, FRANZCO

CORNEA

SYM-202 Cornea Essentials

Sponsored by the ASCRS Cornea Clinical Committee

ESSENTIALS

Moderator: Francis S. Mah, MD

CATARACT

SYM-203 Debates and Controversies for the Young Ophthalmologist: How Will You Shape Your Practice?

Co-Sponsored by ASCRS and the Vanguard Ophthalmology Society

NEW

Moderators: Daniel H. Chang, MD; Nicole R. Fram, MD

INSTRUCTIONAL COURSES

CATARACT

IC-201 Best Practices for IOL Power Selection in 2020

Instructor: Li Wang, MD, PhD

Co-Instructors: Warren E. Hill, MD; Adi Abulafia, MD; Helga P. Sandoval, MD, MSc; Robin R. Vann, MD

CATARACT

IC-202 Mastering the Posterior Capsule: Thinking-Out-of-the-Bag Paradigm Shift

NEW

Instructor: Lisa B. Arbisser, MD

Co-Instructors: Abhay R. Vasavada, MS, FRCS; H. Burkhard Dick, MD, PhD; Cathleen M. McCabe, MD; Thomas A. Oetting, MD; Alan S. Crandall, MD

OTHER

IC-203 Learning the Hard Way: Lessons from Claims Data

NEW

Instructor: Michelle S. Ying, MD

Co-Instructor: Linda D. Harrison, PhD

GLAUCOMA

IC-204 Bringing the Glaucoma Revolution to Your Office

NEW

Instructor: Jacob W. Brubaker, MD

Co-Instructors: Amy D. Zhang, MD; Manjool Shah, MD; Larissa Camejo, MD

CATARACT

IC-205 Stage It or Combine It: Approaches to Cataract and Lens-Based Surgery in Complex Eyes

NEW

Instructor: Kourtney H. Houser, MD

Co-Instructors: Sumitra S. Khandelwal, MD; Jason R. Mayer, MD; Steve Charles, MD

CATARACT

IC-206 The Future of Global Ophthalmology: Perspectives on International Missions and the Role of the US Surgeon

Instructor: Lisa Park, MD

Co-Instructors: Haripriya Aravind, MD; Geoffrey C. Tabin, MD; Susan M. MacDonald, MD; Stanley Pletcher, MD; Barbara C. Erny, MD; Scott Lawrence, MD

ASCRS PROGRAM

SUNDAY, MAY 17

8:00–9:30 a.m.

INSTRUCTIONAL COURSES

CORNEA

IC-207 Pediatric Corneal Conditions: Challenges and Pitfalls

NEW

Instructor: Bhaskar Srinivasan, MBBS, DNB, MS

Co-Instructors: Geetha Iyer, FRCSEd, FRCOphth; Namrata Sharma, MD; Guillermo Amescua, MD; Rajesh Fogla, MD, FRC

CATARACT

IC-208 Iris-Suturing Techniques

Instructor: Steven B. Siepser, MD

Co-Instructors: Gregory SH Ogawa, MD; Michael E. Snyder, MD; Zaina Al-Mohtaseb, MD, Ike K. Ahmed, MD

PAPER SESSIONS

CORNEA

SPS-201 Ocular Surface Treatments: DED, MGD, Other Diagnoses

Presenters:

David Zadok, MD
Byung Yi Ko, MD, PhD
Jennifer M. Loh, MD
Hamidreza Hasani, MD, MSc
Maria Laura Gomez, MD
Tuhin Chowdhury, MS, DO
Samer Hamada, FRCOphth, FRCSEd, MSc, MD
Alanna S. Nattis, DO
Odette A. Guzman, MD
Amar P. Shah, MD, MBA
Tripp Harwell
Sertaç Argun Kivanç, MRCSEd
Michelle K. Rhee, MD

PRESBYOPIA

SPS-202 Presbyopia-correcting IOLs

Presenters:

Chul Young Choi, PhD, MD
Tae-Young Chung, MD, PhD
W. Andrew Maxwell, MD, PhD
Shamik Bafna, MD
Anitra Breyer-Pacurar, MD
Helga P. Sandoval, MD, MSc
Clayton G Blehm, MD
Jae Yong Kim, MD, PhD
Detlev R. Breyer, MD
Hungwon Tchah, PhD
Robert J. Weinstock, MD
Kathleen J. Jee, MD
John F. Doane, MD
Arturo S. Chayet, MD
Harvey S. Uy, MD

CATARACT

SPS-203 Intraoperative Aberrometry, Toric Marking and Alignment

Presenters:

John Davidson, MD
Jaswant S. Thind, MS
Christopher P Long
Bonnie An Henderson, MD
Kerrie Meades, FRANZCO, MBBS
Ana Cristina Carvalho, MD
Jingyi Ma
Laura Capitani, MD
Claudia M. Francesconi, PhD
Michael D. Greenwood, MD
Ritika Mukhija, MD
Ekkehard Fabian, MD
Raphael C. Penatti, MD
Sheetal Brar, MD
Mayuresh P. Naik, MS, DNB
Zhe Zhang, MD, PhD

ASCRS PROGRAM

SUNDAY, MAY 17

8:00–9:30 a.m.

PAPER SESSIONS

CATARACT

SPS-204 Preoperative Tests and IOL Calculations

Presenters:

Emilia Carolina C Rodriguez, MD
Namrata Bhuta, MS
Mark K. Lukewich, PhD
James A. Katz, MD
David R. Griffin, MD
Fernando Aguilera-Zarate Sr., MD
Maria S. Romero, MD
Yishay Weill, MD
Isis D. Valverde, MD
Rui Wang, PhD
Tan Long, PhD, MD
Ariana M. Levin, MD
Elaine M. Tran
Daniel C. Terveen, MD
Rushad C. Shroff, MD
Karl G. Stonecipher, MD

KERATOREFRACTIVE

SPS-205 Refractive Procedures: PRK, LASIK, SMILE, Phakic IOLs/Inlays/Rings

Presenters:

Damien Gatinel, MD, PhD
Swapna Nair, FRCS
Gabriel S. Valerio, MD
Mukhtar Bizrah, MD
Emilio A. Torres Netto, MD
Shail A. Vasavada, DNB, FRCS
Yuexi Y. Chen, BSN
Arthur B. Cummings, MD
Lauren M. Wasser, MD
Ying Lin, MD
Marcony R. Santhiago, MD, PhD
Luis Izquierdo, MD, PhD
Mitsutoshi Ito, MD, PhD
Marwan Ghabra, FRCSEd
Naren Shetty, MD
Frank A. Bucci Jr., MD

SKILLS TRANSFER & PHYSICIAN LEARNING LABS*

CATARACT

STL-9 ECCE/SICS

Instructor: Jeff Pettey, MD

Co-Instructors: Samar K. Basak, FRCS, MD; Arup Bhaumik, MS; John L. Clements, MD; David D. Markoff, MD; Minu M. Mathen, MD; Jacquelyn O'Banion, MD; Lionel Raj Daniel Raj Ponniah, MD; Russell Swan, MD; Vaishali Vasavada, MS

CATARACT

STL-10 Secondary IOL Implantation

Instructor: George H. Beiko, BM BCh, FRCSC

Co-Instructors: Ashvin Agarwal, MD; Athiya Agarwal, MD; Ehud I. Assia, MD; Sergio F. Canabrava, MD; Roger C. Furlong, MD; John C. Hart Jr., MD; Richard S. Hoffman, MD; Soosan Jacob, MS, DNB, FRCS; Bo Li, MD, FRCSC; Yuri McKee, MD; Priya S. Narang, MD; Rohit Om Parkash, MBBS, MS; Vladimir Pfeifer, MD; Gabor B. Scharioth, MD, PhD; Joshua C. Teichman, MD, MPH; Mitchell P. Weikert, MD; Shin Yamane, MD, PhD

RETINA

PLL-3 Intraoperative OCT

Instructor: Julie Schallhorn, MD

Co-Instructors: Matthew T. Feng, MD; Charles C. Lin, MD

CATARACT

PLL-4 Biometry and IOL Calculations

Instructor: Rhonda G. Waldron, MSc, COMT, ROUB, CRA

SUNDAY GENERAL SESSION

SUNDAY, MAY 17
10:00 a.m. – 12:00 p.m.



PART 1: SCOTT GOTTLIEB, MD, FORMER COMMISSIONER OF THE U.S. FOOD AND DRUG ADMINISTRATION *(pictured above)*

Moderator:



Edward J. Holland, MD

Panelists:



Natalie A. Afshari, MD



John Berdahl, MD



Malik Y. Kahook, MD



Richard L. Lindstrom, MD

PART 2: ASCRS' THE VOICE OF OPHTHALMOLOGY

SEASON 3 ►

Season 3 of The Voice will showcase controversies in anterior segment surgery presented by contestants and debated by a panel of experts.

Host:



Edward J. Holland, MD


Coaches:



John Berdahl, MD



Terry Kim, MD



Nathan Radcliffe, MD



Elizabeth Yeu, MD

Panelists:



Marjan Farid, MD



Sumit (Sam) Garg, MD



Preeya Gupta, MD



Vance Thompson, MD



ASCRS PROGRAM

SUNDAY, MAY 17

1:00 – 2:30 p.m.

SYMPOSIA

GOVERNMENT RELATIONS

SYM-204 Inside the Circus featuring Mark McKinnon

Sponsored by the ASCRS Government Relations Committee

NEW

Moderator: Parag D. Parekh, MD, MPA

CATARACT

SYM-205 How to Hit a Home Run in Refractive Cataract Surgery

Sponsored by the ASCRS Refractive Surgery Clinical Committee

ESSENTIALS **NEW**

Moderators: Daniel H. Chang, MD; Vance M. Thompson, MD

GLAUCOMA

SYM-206 Boston MIGS Party: Gettin' MIGS'y With It

Sponsored by the ASCRS Glaucoma Clinical Committee

Moderators: Jacob W. Brubaker, MD; Davinder S. Grover, MD, MPH

INSTRUCTIONAL COURSES

CATARACT

IC-209 The Perfect Save: Challenging Cases Managed by IIC International Experts

Sponsored by the International Intra-Ocular Implant Club (IIC)

Instructor: Eric D. Donnenfeld, MD

CATARACT

IC-210 Customizing Cataract Surgery with Emerging Femtosecond Laser-Assisted Cataract Surgery Techniques

NEW

Instructor: Scott E. LaBorwit, MD

Co-Instructors: Kendall E. Donaldson, MD; William B. Trattler, MD; Jose de la Cruz, MD, MSc; Karl G. Stonecipher, MD

CATARACT

IC-211 IOL Power Calculations – When Biometry is Not Enough

Instructor: Seth M. Pantanelli, MD, MS

Co-Instructors: Mitchell P. Weikert, MD; Giacomo Savini, MD; Carlos G. Arce, MD; Zaina Al-Mohtaseb, MD

CATARACT

IC-212 International Video Symposium of Challenging Cases and Complication Management

Instructor: Robert H. Osher, MD

Co-Instructors: Amar Agarwal, MS, FRCS, FRCOphth; Ehud I. Assia, MD; Graham D. Barrett, FRANZCO; Guadalupe Cervantes-Coste, MD; Thomas Kohnen, MD, PhD; Virgilio Centurión, MD; Boris E. Malyugin, MD, PhD; Rudy M. Nuijts, MD, PhD; Fernando C. Trindade, MD, PhD; Ike K. Ahmed, MD, FRCSC; Abhay R. Vasavada, MS, FRCS; Ronald Yeoh, MD

CATARACT

IC-213 Pearls and Pitfalls While Performing Intracapsular Fixation of Intraocular Lens with the Yamane Technique

NEW

Instructor: Surendra Basti, MD

Co-Instructors: Sumit "Sam" Garg, MD; Nicole R. Fram, MD; Mitchell P. Weikert, MD

GLAUCOMA

IC-214 Minimally Invasive Glaucoma Surgery for the Comprehensive Ophthalmologist: Exploring Various Microstents and Devices

Instructor: Nir Shoham-Hazon, MD

Co-Instructors: Ike K. Ahmed, MD, FRCSC; Mark J. Gallardo, MD; Patrick Gooi, MD; Michael D. Greenwood, MD; Paul J. Harasymowycz, MD; Rahul T. Pandit, MD; Shakeel Shareef, MD; Blake K. Williamson, MD

ASCRS PROGRAM

SUNDAY, MAY 17

1:00 – 2:30 p.m.

INSTRUCTIONAL COURSES

CATARACT

IC-215 Cataract Surgery in Corneal Pathology

NEW

Sponsored by the Eye And Contact Lens Association, Inc. (ECLA/CLAO)

Instructor: Vishal Jhanji, MD

Co-Instructors: Sanjay V. Patel, MD; Tushar Agarwal, MD; Wei Chen, MD, PhD; Hungwon Tchah, PhD; Namrata Sharma, MD; Naoyuki Maeda, MD, PhD

CATARACT

IC-216 Hit Me with Your Best Shot: Global Guide to Managing Your Toughest Cataract Cases

NEW

Sponsored by Women In Ophthalmology (WIO)

Instructor: Lisa M. Nijm, MD, JD

Co-Instructors: Boris E. Malyugin, MD, PhD; Cathleen M. McCabe, MD; Purnima S. Patel, MD; David H. Cherwek, MD; Neda Shamie, MD

PAPER SESSIONS

CORNEA

SPS-206 Keratoconus: Treatment Comparisons and Outcomes

Presenters:

Michael Mimouni, MD
Shady T. Awwad, MD
Elias F. Jarade, MD
Manoj V. Motwani, MD
Jing Li, MD
Pooja Khamar, MD
Borja Salvador-Culla, MD
Shreyas Ramamurthy, MD
Tushya Om Parkash, MS
Mithun Thulasidas, MD
Steven A. Greenstein, MD
Hamidreza Hasani, MD, MSc
Mark Krauthammer, MD
Shady T. Awwad, MD
Maria A. Henriquez, PhD, MD

PRESBYOPIA

SPS-207 Trifocal IOLs

Presenters:

Ruth Lapid-Gortzak, MD, PhD
Filomena J. Ribeiro, MD
Florian TA Kretz, MD
Suvira Jain, FRCSEd
Armen A. Ginoyan, MD
Aanchal Gupta, MBBS, FRANZCO
Hui Liu, PhD, MD
Sebastian Onnis, MD
Carlos Palomino, MD, PhD, FEBO
Guadalupe Cervantes-Coste, MD
Clayton G. Blehm, MD
Andrew C. Shatz, MD
Denisse Pinkus, MD
Elizabeth Yeu, MD
James Schwiegerling, PhD

CATARACT

SPS-208 Cataract Surgery Complications

Presenters:

Lawrence Woodard, MD
Roberto Gonzalez-Salinas, MD, PhD
Lin Yao Sr., PhD
Masayuki Ouchi, MD, PhD
Karan Bhatia, DOMS, DNB
Nadezhda A. Pozdeyeva, MD
Rohit Om Parkash, MS
Simon P. Holland, MD, FRCS
Kareem A. Feraig Jr., FRCS
Angela Y. Zhu, MD
Abdelrahman M. Elhusseiny, MD
Soifer A. Matias, MD
Nicole R. Fram, MD
Peter J. Cornell, MD
Mujtaba A. Qazi, MD
Jason Nguyen

ASCRS PROGRAM

SUNDAY, MAY 17

1:00 – 2:30 p.m.

PAPER SESSIONS

CATARACT

SPS-209 Pre-operative Testing and IOL Power Calculations

Presenters:

David A. Price
Isis D. Valverde, MD
Molly W. Orban, MD
William B. Trattler, MD
Ramiro A. Almeida Jr., MD
H. John H. Shammas, MD
Yune Zhao, MD
Kenneth J. Hoffer, MD
Uri Elbaz, MD
Cem Kesim, MD
Jagadesh C. Reddy, MD
Kendrick M. Wang
Wan Chen, MD, PhD
Ramamurthy Dandapani, MD
Nathalia T. Neves, MD
Qiong Lei, MD

KERATOREFRACTIVE

SPS-210 Refractive Procedure Comparisons: SMILE, LASIK, ICL

Presenters:

Mitra Nejad, MD
Edward E. Manche, MD
Sri Ganesh, MS
Suphi Taneri, MD
Chunlei Liu, MD, PhD
Arulmozhi Varman, MD
Katia Ruiz-Montenegro Villa, MD
Kangjun Li, MD
John F. Doane, MD
Joana M. Amaral, MD
Mohamed Asif, MD
Bhupesh Singh, DO
Bin Li
Min Huang
Wei Shengsheng, MD

SKILLS TRANSFER & PHYSICIAN LEARNING LABS*

CATARACT

STL-13 ECCE/SICS

Instructor: John D. Welling, MD

Co-Instructors: Allehone Ayalew, MD; Craig J. Chaya, MD; Pavan Kumar, DNB, DOMS; Matthew S. Oliva, MD; John T. Pajka, MD; Ashok Rangarajan, MS, DNB, FRCS; Samaresh Srivastava, MD; Shail A. Vasavada, DNB, FRCS

CATARACT

STL-14 Iris Suture

Instructor: Steven B. Sepsler, MD

Co-Instructors: Omar F. Almallah, MD; Anil Birdi, MD; Marjorie Carbonneau, MD; Agustin Carron, MD; David A. Crandall, MD; Neel R. Desai, MD; Samuel H. Lee, MD; Jack Parker, MD, PhD; Mauricio A. Perez, MD; Jose Ponce-Martinez, MD; Beeran Meghpara, MD; Jonathan D. Solomon, MD; Zeba A. Syed, MD; Jesse M. Vislisis, MD; Aaron N. Waite, MD

RETINA

PLL-5 Intraoperative OCT (1:00-3:00 p.m.)

Instructor: Charles C. Lin, MD

Co-Instructors: Matthew T. Feng, MD; Julie Schallhorn, MD

CATARACT

PLL-6 Biometry and IOL Calculations (1:00-3:00 p.m.)

Instructor: Rhonda G. Waldron, MSc, COMT, ROUB, CRA

ASCRS PROGRAM

SUNDAY, MAY 17

3:00–4:30 p.m.

SYMPOSIA

CATARACT

SYM-207 You're Great in the Aqueous Humor, but How Good Is Your Sense of Humor?

NEW

Moderator: Robert H. Osher, MD

CATARACT

SYM-208 Controversies in Anterior Segment Surgery

Sponsored by the Journal of Cataract and Refractive Surgery®

Moderators: Nick Mamalis, MD;
Sathish Srinivasan, FRCSEd, FRCOphth

CORNEA

SYM-209 Challenges and Controversies in the Management of Anterior Segment Diseases

Co-Sponsored by the ASCRS and the Cornea Society

NEW

Moderators: Kathryn Colby, MD, PhD;
Sophie X. Deng, MD

OTHER

SYM-210 The Winning Pitch Challenge (non-CME session)

Moderators: Edward J. Holland, MD;
Vance M. Thompson, MD

INSTRUCTIONAL COURSES

CATARACT

IC-217 Glued IOL and the Yamane Double-Needle Flange Technique: Intrасlеral Haptic Fixation Methods—Video-Based Course

Instructor: Ashar Agarwal, MBBS, MS, FRCS

Co-Instructors: Shin Yamane, MD, PhD;
Amar Agarwal, FRCS; Yuri McKee, MD;
Ashvin Agarwal, MD; Sumit "Sam" Garg, MD

KERATOREFRACTIVE

IC-218 Corneal Tomography for Cataract and Refractive Surgeons

NEW

Instructor: David Huang, MD, PhD

Co-Instructors: Li Wang, MD, PhD;
Renato Ambrósio, MD, PhD

CATARACT

IC-219 Managing the Extreme Cataract: White and Black

Instructor: Soon-Phaik Chee, FRCOphth, FRCSEd

Co-Instructors: Ronald Yeoh, MD;
Seng-Ei Ti, FRCSEd

ASCRS PROGRAM

SUNDAY, MAY 17

3:00–4:30 p.m.

INSTRUCTIONAL COURSES

CATARACT

IC-220 Understanding Topography and Corneal Aberrations

NEW

Instructor: Warren E. Hill, MD

CATARACT

IC-221 Comprehensive Strategy for Unplanned Vitrectomy Technique for Anterior Segment Surgeons

Instructor: Steve Charles, MD

Co-Instructor: Lisa B. Arbisser, MD

CATARACT

IC-222 Mastering the Details of Active Fluidics Phaco

NEW

Instructor: Kevin M. Miller, MD

Co-Instructor: David M. Lubeck, MD

KERATOREFRACTIVE

IC-223 Outcomes Optimized: Phakic IOLs

NEW

Instructor: Sonu Goel, MD

Co-Instructors: Jeewan S. Titiyal, MD; Vinod Arora, MS; Gaurav Luthra, MS

CATARACT

IC-224 Challenging Cases Symposium

Sponsored by the Brazilian Association of Cataract and Refractive Surgery (BRASCRS)

Instructor: Gustavo V. Baptista, MD, PhD

Co-Instructors: Emilio A. Torres Netto, MD; Ricardo M. Nose, MD; Sergio F. Canabrava, MD; Bruna V. Ventura, MD, PhD; Bruno C. Trindade, MD, PhD

PAPER SESSIONS

CORNEA

SPS-211 Ocular Surface Diagnostics

Presenters:

Priscilla Vu, MD, MD
Steven L. Carter, MD
Jack V. Greiner, MD
Sara King-Sella, MD
Hosik Hwang, MD, PhD
Youngchae Yoon, MD
Ryan G. Smith, MD
Omur O. Ucakhan, MD
Sezen Karakus, MD
Ramya Ravindran, MD
Clara C. Chan, MD, FRCS
Hon Shing Ong, MBBS, MSc, FRCOphth, FRCSEd
Gairik Kundu, MD
Sonia Maheshwari, MS
Mohamed Abou Shousha, MD

PRESBYOPIA

SPS-212 Extended Depth of Focus and Extended Range of Vision IOLs

Presenters:

Gary J.L. Foster, MD
Mehnaz Sabah, MBBS
Kumar J. Doctor, MD
Rahul T. Pandit, MD
Julie Schallhorn, MD
Ramón Ruiz Mesa, MD
Jason J. Jones, MD
Leandro P. Mundim, MD
Paulo Eduardo S Miziara, MD
Helga P. Sandoval, MD, MSc
T. Hunter Newsom, MD
Cathleen M. McCabe, MD
Chandra Bala, MBBS, PhD, FRANZCO
Rohan Bowry, MS
Birendra Prasad Kashyap, MS

PRESBYOPIA

SPS-213 Presbyopia-correcting IOL Comparisons

Presenters:

Satish S. Modi, FRCS, MD
Richard Potvin, OD
Marius A Scheepers, MRCOphth, FRCSC
Bharti Kashyap, MS
Shreyas Ramamurthy, MD
Bogdan G. Galan, MD
Dan B. Tran, MD
Mike P. Holzer, MD
Qianqian Lan, MS
Suvira Jain, FRCSEd
W. Andrew Maxwell, MD, PhD
Jeffrey Horn, MD
Ramin Khoramnia, MD
Maíra G. B. da Silva, MD

ASCRS PROGRAM

SUNDAY, MAY 17

3:00–4:30 p.m.

PAPER SESSIONS

CATARACT

SPS-214 Astigmatism Management, Toric IOL Alignment

Presenters:

Yong Wang, PhD
Albert Hu, BEng
Kamran M. Riaz, MD
Douglas D. Koch, MD
Rakesh K Bansal, FRCS, MS
Maria L. Adams, DO
Denise M. Visco, MD, MBA
Wendell Scott, MD
Brent A. Kramer, MD
Karsten Klabe, MD
Fabio H. Casanova, MD, PhD
Yuri McKee, MD
Grzegorz Labuz, PhD
John A. Yukich, MD
Bruno C. Trindade, MD, PhD
Priya S. Narang, MD

KERATOREFRACTIVE

SPS-215 Refractive Procedure Outcomes: PRK, LVC, LASIK

Presenters:

David T.C. Lin, MD, FRCS
Ronald R. Krueger, MD, MSE
Edward E. Manche, MD
Mark C. Lobanoff, MD
Ella G. Faktorovich, MD
Mukhtar Bizrah, MD
David Teenan, FRCOphth, FRCSEd
Michael Gordon, MD
Manoj V. Motwani, MD
Adelya N. Karimova, MD, PhD
Gabriel S. Valerio, MD
Ciara E. O'Byrne, MBBS
Young-sik Yoo, MD, PhD
Karl G. Stonecipher, MD
Pravin K. Vaddavalli, MD
David T.C. Lin, MD, FRCS

SKILLS TRANSFER & PHYSICIAN LEARNING LABS*

CATARACT

STL-15 Surgical Management of Astigmatism

Instructor: Jonathan B. Rubenstein, MD

Co-Instructors: Natalie A. Afshari, MD; Brock K. Bakewell, MD; Jonathan M. Davidorf, MD; Steven J. Dell, MD; Randy J. Epstein, MD; David R. Hardten, MD; Amy Lin, MD; Parag A. Majmudar, MD; David D. Markoff, MD; Charles H. Weber, MD; Zachary J. Zavodni, MD

CATARACT

STL-16 Iris Suture

Instructor: Nicole R. Fram, MD

Co-Instructors: Zaina Al-Mohtaseb, MD; Jessica B. Ciralsky, MD; Thomas M. Harvey, MD; Saba Al-Hashimi, MD; Kathryn M. Hatch, MD; Sumitra S. Khandelwal, MD; Jeremy Z. Kieval, MD; Bryan S. Lee, MD, JD; Samuel H. Lee, MD; Steven M. Naidu, MD; Leela Raju, MD

ASCRS PROGRAM

SUNDAY, MAY 17

5:00–6:30 p.m.

INSTRUCTIONAL COURSES

CATARACT

IC-225 Intraocular Lens Placement When Capsule Is Not Normal: Video-Based Course with Practical Advice on How to Assess, Plan, and Learn Advanced Techniques

Instructor: Cathleen M. McCabe, MD

Co-Instructors: Lisa Arbisser; Nicole R. Fram, MD; Kendall E. Donaldson, MD; Susan M. MacDonald, MD

CATARACT

IC-226 Tackling Posterior Capsule Rupture and IOL Implantation: Video-Based Course

Instructor: Priya S. Narang, MD

Co-Instructors: Kevin M. Miller, MD; Ashvin Agarwal, MD; Amar Agarwal, MS, FRCS, FRCOphth; Nicole R. Fram, MD

CATARACT

IC-227 Optimizing Toric IOL Outcomes

Instructor: Adi Abulafia, MD

Co-Instructors: Warren E. Hill, MD; Douglas D. Koch, MD; Graham D. Barrett, FRANZCO; Ehud I. Assia, MD; Guy Kleinmann, MD

PRESBYOPIA

IC-228 Bifocal, Trifocal, and EDOF IOLs for Presbyopia Correction: Choosing the Best Option

NEW

Instructor: Sebastian Onnis, MD

Co-Instructors: Manuel Nicoli, MD; Santiago Onnis, MD; Kevin M. Miller, MD

OTHER

IC-229 Social Media for the Ophthalmologist: Challenges and Opportunities in the 21st Century

NEW

Instructor: Vaishali Vasavada, MS

Co-Instructors: Arun C. Gulani, MD; Neda Shamie, MD; Dagny Zhu, MD; Uday Devgan, MD; Samarsh Srivastava, MD

OTHER

IC-230 Decision Making Using Big Data and Artificial Intelligence: A New Beginning

NEW

Instructor: Jagadesh C. Reddy, MD

Co-Instructors: Pravin K. Vaddavalli, MD; Renato Ambrósio, MD, PhD; Raghav Gullapalli, BSN; Shameema Sikder, MD

KERATOREFRACTIVE

IC-231 State-of-the-Art Corneal Tomographic Indices in the Screening of Keratoconus Risk for Refractive Surgery

NEW

Instructor: Ronald R. Krueger, MD, MSE

Co-Instructors: Carlos G. Arce, MD; Seth M. Pantanelli, MD, MS; Marcony R. Santhiago, MD, PhD; Glaucio H. Reggiani Mello, MD; David Smadja, MD

KERATOREFRACTIVE

IC-232 Best of ASCRS (Presented in Korean)

Sponsored by the Korean Society of Cataract and Refractive Surgery (KSCRS)

Instructor: Hungwon Tchah, PhD

Co-Instructors: Man Soo Kim, MD, PhD; Hyun Seung Kim, MD; Chul Young Choi, PhD, MD; Eunchul Kim, MD, PhD; Youngsub Eom, MD, PhD; Tae-Young Chung, MD, PhD; Hosik Hwang, MD, PhD; Doh Lee, MD, PhD

ASCRS CATARACT DAY

MONDAY, MAY 18

ASCRS CATARACT DAY 2020

Sponsored by the ASCRS Cataract
Clinical Committee

ASCRS is pleased to announce the inaugural **ASCRS Cataract Day** at the 2020 Annual Meeting in Boston, Massachusetts. Based on attendee feedback, ASCRS is introducing a day of programming focused entirely on cataract surgery. Led by the Cataract Clinical Committee, this program has been designed to provide real-world cases, practical information and video instruction for anterior segment surgeons at all experience levels. To increase learner engagement, sessions will include audience response questions/answers, panel discussions, analysis and discussion of key findings from ASCRS' clinical survey of members.

ASCRS Cataract Day is open to all ASCRS Annual Meeting registrants at no additional fee.

Educational Objectives

Ophthalmologists attending this program will be able to:

- Examine ASCRS Clinical Survey findings from 2019.
- Assess best practices in the diagnosis, preparation for, and surgical management of routine, challenging and complex cataract surgery cases.
- Discuss advanced cataract surgical considerations, to include refractive cataract surgery, patient communications and management, complicated cases and cutting-edge technologies.
- Identify pearls for using cataract surgical devices or technology and managing IOL complications or explantation.

PART I: CATARACT SURGERY ESSENTIALS: SURVIVING AND THRIVING IN THE CLINIC AND OPERATING ROOM

8:00-9:30 a.m.

This session will address some of the most important considerations for today's cataract surgeons. It will include data from the 2019 Clinical Survey of ASCRS members as a basis for presentation and discussion. The macro data presented will serve as a benchmark for learners with consideration to their individual practices and opinions.

Moderators: Sumitra Khandelwal, MD; Kevin M. Miller, MD

Panelists: Quentin Allen, MD; Nick Mamalis, MD; Tal Raviv, MD; Robert Weinstock, MD

SCHEDULE

- 8:00 a.m.** Overview of the ASCRS Clinical Survey findings
Kevin M. Miller, MD
- 8:07 a.m.** How do I program my Phaco machine to handle different scenarios?
David Lubeck, MD
- 8:15 a.m.** Panel discussion
- 8:19 a.m.** Should I track my surgical outcomes? If so, how?
Warren Hill, MD
- 8:25 a.m.** Panel discussion
- 8:29 a.m.** How should I handle posterior capsule rupture and vitreous loss?
Mitchell Weikert, MD
- 8:35 a.m.** Panel discussion
- 8:39 a.m.** When and how should I manage a patient's astigmatism?
Jonathan Rubenstein, MD
- 8:45 a.m.** Panel discussion
- 8:49 a.m.** What are the pearls I need to know regarding toric IOLs?
Richard Tipperman, MD
- 8:55 a.m.** Panel discussion
- 8:59 a.m.** When should I consider implanting a multifocal IOL? When should I avoid it?
Cathleen McCabe, MD

ASCRS CATARACT DAY

MONDAY, MAY 18

- 9:05 a.m.** Panel discussion
- 9:09 a.m.** How should I manage the unhappy multifocal IOL patient?
Nicole Fram, MD
- 9:15 a.m.** Panel discussion
- 9:19 a.m.** How do I evaluate and manage a patient with cataract and dry eyes?
Terry Kim, MD
- 9:25 a.m.** Panel discussion

PART 2: ADVANCED CATARACT SURGERY: ACHIEVING 20/HAPPY IN 2020

1:00-2:30 p.m.

Building on the essentials presented in part 1, this session will conduct a deeper dive into cataract surgical considerations including, refractive cataract surgery, patient communications and management, complicated cases and cutting-edge technologies. To facilitate learner engagement and self-assessment, the session will pose key clinical questions and scenarios for the audience delivered through an audience response system. *Pre-approved to qualify for ABO Self-Assessment (SACME) credit.*

Moderators: Deepinder Dhaliwal, MD; Kevin M. Miller, MD

Panelists: Brandon Ayres, MD; David Chang, MD; Susan MacDonald, MD; Abhay Vasavada, MD

SCHEDULE

- 1:00 p.m.** Welcome and Introductions
- 1:01 p.m.** Audience response
- 1:02 p.m.** How do I analyze astigmatism using double-angle polar plots?
Adi Abulafia, MD
- 1:09 p.m.** Panel discussion
- 1:12 p.m.** Audience response
- 1:13 p.m.** I know the words I use are important. What should I say? What should I not say?
Robert Osher, MD

- 1:20 p.m.** Panel discussion
- 1:23 p.m.** Audience response
- 1:24 p.m.** What do I need to know about intraoperative refractive guidance?
Kendall Donaldson, MD
- 1:31 p.m.** Panel discussion
- 1:34 p.m.** Audience response
- 1:35 p.m.** How do I implement a program of bilateral same-day cataract surgery?
Huck Holz, MD
- 1:42 p.m.** Panel discussion
- 1:45 p.m.** Audience response
- 1:46 p.m.** When should I offer monovision? When should I offer multifocality?
Mitchell Jackson, MD
- 1:53 p.m.** Panel discussion
- 1:56 p.m.** Audience response
- 1:57 p.m.** What are the 5 pearls for managing the very small eye?
Abhay Vasavada, MD
- 2:04 p.m.** Panel discussion
- 2:07 p.m.** Audience response
- 2:08 p.m.** What are the 5 pearls for managing the very large eye?
Sumitra Khandelwal, MD
- 2:15 p.m.** Panel discussion
- 2:18 p.m.** Audience response
- 2:19 p.m.** What new lens technologies are on the horizon?
Sumit (Sam) Garg, MD
- 2:26 p.m.** Panel discussion

ASCRS CATARACT DAY

MONDAY, MAY 18

PART 3: 2020 ASCRS CATARACT SURGERY OLYMPICS

3:00-5:00 p.m.

This 2-hour session will feature four international teams of cataract surgeons (ASCRS, LASCERS, ESCRS and APACRS) competing in this highly-educational all-video session highlighting practical pearls for routine and complicated cataract surgery. An international panel of judges will respond with comments and educational pearls following each team's presentations.

Each team has four surgeons that will sequentially present 4-minute tightly edited videos – one in each event category. The presenters will share practical pearls for audience members to incorporate into their own surgical armamentarium. Each team will receive a rating from the panel of judges. Judging criteria will include teaching value, presentation quality, surgical technique, and interest/entertainment value.

At the conclusion of the session, the audience will vote for the individual Gold Medal winner in each of the four categories. The audience will also vote to select the Gold Medal winning team.

Moderator: David F. Chang, MD

Panel of Judges: Terry Kim, MD, (USA)

Arnaldo Espaillat, MD, (Dominican Republic)

Beatrice Cochener, MD, PhD, (France)

Ronald Yeoh, MD (Singapore)

APACRS Team: Abhay Vasavada, MD - Captain (India)

Graham Barrett, FRANZCO (Australia)

Soon Phaik Chee, FRCSEd, FRCOphth (Singapore)

Mun Wai Lee, MD (Malaysia)

ESCRS Team: Rudy Nuijts, MD, PhD - Captain (Netherlands)

Jose Guell, MD, PhD (Spain)

Thomas Kohlen, MD (Germany)

Boris Malyugin, MD (Russia)

LASCERS Team: Claudio Orlich, MD - Captain (Costa Rica)

Bruno Fontes, MD (Brazil)

Melina Isabel Morkin, MD (Argentina)

Ernesto Otero, MD (Colombia)

ASCRS Team: Kevin Miller, MD - Captain (USA)

Ike Ahmed, MD (Canada)

Nicole Fram, MD (USA)

Cathleen McCabe, MD (USA)

The four events:

1. **Cataract Technology Hurdles** – Best teaching tips for using a cataract surgical device or technology.
2. **IOL Wrestling** – Best teaching tips for managing IOL complications or IOL explanation.
3. **Cataract Surgical Gymnastics** – Best teaching video to demonstrate an interesting maneuver to manage a complication or challenging situation.
4. **Cataract Marathon** – Best teaching video of a cataract surgical complication where something went wrong that unexpectedly turned the case into a challenging “marathon.”

ASCRS PROGRAM

MONDAY, MAY 18

8:00–9:30 a.m.

SYMPOSIA

CORNEA

SYM-301 Keratoconus Essentials

Sponsored by the ASCRS Cornea Clinical Committee and Refractive Surgery Clinical Committee

ESSENTIALS NEW

Moderators: Francis S. Mah, MD; Vance M. Thompson, MD

ASCRS CATARACT DAY

SYM-302 Cataract Surgery Essentials: Surviving and Thriving in the Clinic and Operating Room

Sponsored by the ASCRS Cataract Clinical Committee

NEW ESSENTIALS

Moderators: Kevin M. Miller, MD; Sumitra S. Khandelwal, MD

INSTRUCTIONAL COURSES

KERATOREFRACTIVE

IC-301 Refractive Surgery Safety and Standards: Lessons Learned from the Department of Defense

Instructor: Gary L. Legault, MD

Co-Instructors: Elizabeth M. Hofmeister, MD; J. Richard Townley III, MD

CATARACT

IC-302 Optimizing Toric IOL Outcomes

Instructor: Ronald Yeoh, MD

Co-Instructors: Tetsuro Oshika, MD, PhD; Graham D. Barrett, FRANZCO

OTHER

IC-303 Ergonomics in Ophthalmology

NEW

Instructor: Alison D. Early, MD

CATARACT

IC-304 Anterior Vitrectomy for the Cataract Surgeon—The Road Not Taken

Instructor: Shail A. Vasavada, DNB, FRCS

Co-Instructors: Abhay R. Vasavada, MS, FRCS; Steve Charles, MD

CORNEA

IC-305 Keratoconus Management: What, When, and How-to-Do

NEW

Instructor: Elias F. Jarade, MD

CORNEA

IC-306 Ocular Surface Procedures in the Treatment Room

Instructor: Clara C. Chan, MD, FRCS

Co-Instructors: David S. Rootman, MD, FRCS; Joshua C. Teichman, MD, MPH; Neera Singal, FRCS, MD; Allan R. Slomovic, MD, FRCS, MSc; Michael Mimouni, MD

CATARACT

IC-307 The Art of Pupilloplasty and Iris Reconstruction Surgery: Tips and Tricks

NEW

Instructor: Miltiadis Balidis, PhD

Co-Instructors: Hazem M. Yassin, MD; Rajesh Fogla, MD, FRCS; Rania MS Zaki, MD, PhD

CORNEA

IC-308 Getting the Right Outcome after Crosslinking

NEW

Instructor: Pooja Khamar, MD

Co-Instructors: Rohit Shetty, FRCS; Michael W. Belin, MD; Renato Ambrósio, MD, PhD; Ronald R. Krueger, MD, MSE; Marcony R. Santhiago, MD, PhD

PRESBYOPIA

IC-309 Understanding and Managing Patients Unhappy with Vision after Cataract Surgery

NEW

Instructor: Daniel H. Chang, MD

Co-Instructor: Claudia E. Perez-Straziota, MD

ASCRS PROGRAM

MONDAY, MAY 18

8:00–9:30 a.m.

PAPER SESSIONS

CORNEA

SPS-301 Corneal Disease Diagnostics

Presenters:

Taher K. Eleiwa, MD, MSc
Aishwarya Chhabra, MS
Sunita R. Agarwal, MD
Taher K. Eleiwa, MD, MSc
Reza Razeghinejad, MD
Albert Y. Cheung, MD
Luci Kaweri, MD
Collin B. Chase
Arman S. Grewal
Pavitra K. Patel, MS
Saumya Yadav, MD
Sunita Chaurasia, MD
Tiago B. Ferreira, MD, PhD
Carlos Palomino, MD, PhD, FEBO
Giancarlo A. Garcia, MD

CORNEA

SPS-302 Corneal Procedures: DMEK, Keratoprosthesis, Other

Presenters:

Philip W. Dockery, MPH
Jodhbir S. Mehta, MBBS, FRCSEd, PhD
Samar K. Basak, FRCS, MD
Or Ben-Shaul, MD
Gisella Santaella, MD
Shin-Yi Chen, MD
Jordan R. Hill, MD
Ofer Daphna, MD
Mike Zein, MD
Nicolas C. Pereira, MD, PhD
Ioanna Kontari, MD
Isabel Dapena, MD, PhD
Roy Daoud, MD
Borja Salvador-Culla, MD
Saama Sabeti, MD, MPH
Lional Raj Daniel Raj Ponniah, MD

CATARACT

SPS-303 Cataract Surgery, Devices and Instruments

Presenters:

Ramin Khoramnia, MD
Inder P. Singh, MD
Eiichi Nishimura, MD, PhD
Thomas Kohnen, MD, PhD
Emilie L. Ungricht
Suven Bhattacharjee, MD
Kenneth R. Kenyon, MD
Pavel Stodulka, MD, PhD
David Varssano, MD
David F. Chang, MD
Fan Zhang, MD
Takayuki Akahoshi, MD
Bharti Kashyap, MS
Zachary Mendelson, MD
Sri Ganesh, MS
David Y. Lu, MD

GLAUCOMA

SPS-304 Glaucoma Medications

Presenters:

Robert N. Weinreb, MD
Jacob W. Brubaker, MD
E. Randy Craven, MD, ABO
Thomas R. Walters, MD
Ken Hayashi, MD, PhD
Krishnan Rani Porselvi, DO, MBBS
Rahul Raghu, MD, MBA
Samaresh Srivastava, MD
Jacob A. Evans, MD
Michael D. Greenwood, MD
C. Ellis Wisely, MD

GLAUCOMA

SPS-305 Glaucoma Surgical Outcomes and Procedures

Presenters:

Khin P. Kilgore, MD
Juan Carlos Izquierdo, MD
James A. Carolan, MD
Meenakshi Y Dhar, MS, MBBS
Matthew R Denny, MD
Cansu Yuksel Elgin, MD
Natalia Maes, MD
Pier Domenico D'Andrea, MD
Nathan M. Radcliffe, MD
Caleb L. Shumway, MD
Aadithreya Varman, MBBS
Daniel J. Olivieri
Anthony Fanous

ASCRS PROGRAM

MONDAY, MAY 18

8:00–9:30 a.m.

SKILLS TRANSFER & PHYSICIAN LEARNING LABS*

CATARACT

STL-17 Anterior Vitrectomy

Instructor: Lisa B. Arbisser, MD

Co-Instructors: Lorenzo J. Cervantes, MD; Kendall E. Donaldson, MD; Ricardo G. Glikin Sr., MD; Himani Goyal, MD; Harry B. Grabow, MD; Arun C. Gulani, MD; Cynthia Matossian, MD; Gregory SH Ogawa, MD; Kenneth J. Rosenthal, MD; Steven G. Safran, MD; Reena Sethi, DO, MS; Jonathan D. Solomon, MD

RETINA

PLL-7 Clinical OCT

Instructor: Mark E. Moran, DO, MSHI

GLAUCOMA

STL-18 MIGS: Part A

Instructor: Nir Shoham-Hazon, MD

Co-Instructors: Marjorie Carboneau, MD; Cyril K. Dorairaj, MD; Lilach Drori, MD; Patrick Gooi, MD; Guillermo R. Meerhoff, MD; Garfield Miller, MD; Arvind Neelakantan, MD, FRCOphth; Steven R. Sarkisian, Jr, MD; Shakeel Shareef, MD; Inder P. Singh, MD; Russell Swan, MD; Charles H. Weber, MD; Blake K. Williamson, MD

INNOVATORS GENERAL SESSION

MONDAY, MAY 18
10:00 – 11:30 a.m.



THIS EVER-POPULAR SESSION WILL FEATURE PRESENTATIONS ON SOME OF THE MOST INTRIGUING AND GROUND-BREAKING INNOVATIONS IN OPHTHALMOLOGY FOLLOWED BY DISCUSSION AND DEBATE BY A PANEL OF EXPERTS.

Moderator:



Edward J. Holland, MD

Panelists:



Ike K. Ahmed, MD



Reay H. Brown, MD



Clara C. Chan, MD



Cathleen M. McCabe, MD



Rudy Nuijts, MD, PhD

**2020 CHARLES D. KELMAN MD
INNOVATOR'S LECTURE**

The Charles D. Kelman Innovator's Lecture honors the work of individuals whose creativity has benefited ophthalmologists and their patients. Charles D. Kelman, MD (1930-2004), presented the first lecture in 1985. In recognition of the ongoing contribution of Dr. Kelman to anterior segment surgery, the lecture was renamed for him in 2003.



Roy W. Beck, MD, PhD

**MY JOURNEY THROUGH
CLINICAL TRIALS IN
OPHTHALMOLOGY**

ASCRS PROGRAM

MONDAY, MAY 18

1:00–2:30 p.m.

SYMPOSIA

ASCRS CATARACT DAY

SYM-303 Advanced Cataract Surgery: Achieving 20/Happy in 2020

Sponsored by the ASCRS Cataract Clinical Committee

NEW

Moderators: Kevin M. Miller, MD; Deepinder K. Dhaliwal, MD

OTHER

SYM-304 Drop Free Cataract Surgery: Regulatory Landscape and FDA Perspective

Sponsored by the ASCRS FDA Committee

NEW

Moderator: Natalie A. Afshari, MD

INSTRUCTIONAL COURSES

PEDIATRIC

IC-310 Pediatric Cataract for Every Ophthalmologist

NEW

Instructor: Siddharth Agrawal, MS, DNB

Co-Instructors: Vinita Singh, MBBS, MS; Rajat M. Srivastava, MBBS, MD; Vikas Kanaujia, MS; Mohit Khattri, MD; Gaurav Kumar, MS

CATARACT

IC-311 Application of Small Aperture Intraocular Lens Technology in Cataract and Refractive Surgery

NEW

Instructor: Gerd U. Auffarth, MD, PhD

Co-Instructors: Ramin Khoramnia, MD; John A. Vukich, MD; Grzegorz Labuz, PhD; Robert Edward T. Ang, MD

CORNEA

IC-312 Advanced Descemet Membrane Endothelial Keratoplasty

NEW

Instructor: Gerrit Melles, MD

Co-Instructors: Jorge E. Peraza Nieves, MD; Sorcha S. Ni Dhubhghaill, MD, PhD, MRCOphth; Lamis Baydoun, MD; Diana C. Dragnea, MD; Isabel Dapena, MD, PhD

CATARACT

IC-313 The Latest in Improving IOL Power Accuracy

Instructor: Kenneth J. Hoffer, MD

Co-Instructor: Giacomo Savini, MD

CORNEA

IC-314 New Imaging Modalities in Management of Dry Eye: Paradigm Shift in Protocols

NEW

Instructor: Radhika Tandon, MD, DNB, FRCOphth, FRCSEd

Co-Instructors: Murugesan Vanathi, MD; Noopur Gupta, MS, DNB, PhD; Neiwete Lomi, MD

CORNEA

IC-315 DMEK from D to K: Step-By-Step Approach to Descemet's Membrane Endothelial Keratoplasty

Instructor: Neera Singal, FRCS, MD

Co-Instructors: Allan R. Slomovic, MD, FRCS, MSc; David S. Rootman, MD, FRCS; Clara C. Chan, MD, FRCS; Michael Mimouni, MD; Eyal Cohen, MD

ASCRS PROGRAM

MONDAY, MAY 18

1:00–2:30 p.m.

INSTRUCTIONAL COURSES

CORNEA

IC-316 Keratoconus: All You Need to Know in 2020

NEW

Instructor: Madhu Uddaraju, MS

Co-Instructors: Sujatha Mohan, FRCS; Ashish Kedia, MS; Divya Manohar, MS; Roberto Piñeda, MD

CATARACT

IC-317 Management of Pre-Existing and Postoperative Corneal and Ocular Surface Problems during Phacoemulsification

NEW

Instructor: Namrata Sharma, MD

Co-Instructors: Anthony J. Aldave, MD; Jodhbir S. Mehta, MBBS, FRCSEd, PhD; Mark A. Terry, MD; Gaurav Luthra, MS; Rajesh Fogla, MD, FRCS; Prakhyat Roop, MBBS

CATARACT

IC-318 Best of ASCRS 2020 (Presented in Spanish)

Co-Sponsored by the Latin American Society of Cataract and Refractive Surgery (ALACCSA-LASCRS)

Instructor: Carlos L. Nicoli, MD

Co-Instructors: Arnaldo Espallat, MD; Sebastian Onnis, MD; Leonidas Traipe, MD, MSc; Andres Benatti, MD; Valeris Sanchez-Huerta, MD; Santiago Encinas Zevallos Sr., MD; César C. Carriazo, MD; Carlos Palomino, MD, PhD, FEBO; Daniel A. Badoza, MD; Fernando L. Soler-Ferrandez, MD; Juan J. Mura, MD, MHA; María José Cosentino, MD; Miguel A. Padilha, MD; Oscar S. Asís, MD

PAPER SESSIONS

CORNEA

SPS-306 Keratoconus: CXL, DMEK, DALK, Intracorneal Ring Segments

Presenters:

Emilio A. Torres Netto, MD
Naveen S. Chandra, MD
Julianne M. Matthews, MD, MPH
Dan Wen, MD
Pankaj Sharma, MD
Jack Parker, MD, PhD
Soosan Jacob, MS, DNB, FRCS
David J. Gunn, MBBS, FRANZCO
Shady T. Awwad, MD
Chitra R. Ramamurthy, MD
Rodrigo A. Quesada, MD
Nigel H. Barker, FRCOphth
Juan Carlos Grandin, MD
Seyed Javad Hashemian, MD

CORNEA

SPS-307 Keratoconus: Artificial Intelligence/Algorithms, CXL, PRK

Presenters:

Eyüp Özcan, MD
Pooja Mehta, MBBS, MS
David Teren, MD
Renato Ambrósio, MD, PhD
Alanna S. Nattis, DO
Christoph F. Kranemann, MD
Gregory J. Pamel, MD
Steven A. Greenstein, MD
Simon P. Holland, MD, FRCS
Ritika Dalal, MBBS, DNB
Eric D. Donnenfeld, MD
Hui Zhao, MD, PhD
Wei Shengsheng, MD
Miltiadis Balidis, PhD
Pierre Zéboulon, MD
Aishwarya Chhabra, MS

CATARACT

SPS-308 IOL Design and Characteristics

Presenters:

Ahad Mahootchi, MD
Inder P. Singh, MD
Lional Raj Daniel Raj Ponniah, MD
Rohan Bowry, MS
Mayumi Nagata, MD, PhD
Panos S. Gartaganis, MD
Ashok Rangarajan, MS, DNB, FRCS
Billy R. Hammond Jr., PhD
Lisa M. Renzi-Hammond, PhD
Liliana Werner, MD, PhD
Debashis Dutta, MS
Xixia Ding, MD, PhD
Mark F. Goerlitz-Jessen, MD
Nick Mamalis, MD
Hiroyuki Matsushima, MD, PhD

ASCRS PROGRAM

MONDAY, MAY 18

1:00–2:30 p.m.

PAPER SESSIONS

CATARACT

SPS-309 Cataract Surgery Miscellaneous

Presenters:

Jessica L. Ruzicki, MD
Nambi Nallasamy, MD
Dr. Ratish Ch Paul Sr., MS, DOMS, MBBS
Lindsay Ong-Tone, FRCSC
Daniel C. Terveen, MD
Nandini Venkateswaran, MD
Martha C. López-Montero, MD
Fan Zhang, MD
Sally S.E. Park
Sandip Sarkar Sr., MBBS, MS
Roberto Gonzalez-Salinas, MD, PhD
Jack V. Greiner, MD
Yeon Jeong Lee, MD
Jitender Jinagal, MS

GLAUCOMA

SPS-310 Minimally Invasive Glaucoma Surgery: Micro-Bypass Stents, Microstents

Presenters:

Thomas W. Samuelson, MD
Quang H. Nguyen, MD
Magda B. Rau, MD
David K. Manning, MD
Nathan M. Radcliffe, MD
Matthew S. Porter, MD
Brendan G. Cronin, FRANZCO, MBBS
Mark J. Gallardo, MD
Mitchell C. Shultz, MD
Tanner J. Ferguson, MD
Steven R. Sarkisian Jr., MD

SKILLS TRANSFER & PHYSICIAN LEARNING LABS*

CATARACT

STL-21 Anterior Vitrectomy

Instructor: Lisa B. Arbisser, MD

Co-Instructors: Ashraf Armia, MD, FRCS;
Ricardo G. Glikin Sr., MD; Warren E. Hill,
MD; Jason J. Jones, MD; Lisa M. Nijm, MD, JD;
Michael E. Snyder, MD; Zeba A. Syed, MD;
Zachary J. Zavodni, MD

RETINA

PLL-8 Clinical OCT

Instructor: Mark E. Moran, DO, MSHI

GLAUCOMA

STL-20 MIGS: Part B

Instructor: Nir Shoham-Hazon, MD

Co-Instructors: Noor Alotaibi, MBBS,
FRCSC; Brandon J. Baartman, MD; Michael D.
Greenwood, MD; Paul J. Harasymowycz, MD;
David M. Lubeck, MD; Michael F. Oats, MD;
Rahul T. Pandit, MD; Thomas D. Patrianakos,
DO; David Richardson, MD; Inder P. Singh, MD;
Dan B. Tran, MD; William F. Wiley, MD;
Amy D. Zhang, MD

ASCRS PROGRAM

MONDAY, MAY 18

3:00–4:30 p.m.

SYMPOSIA

ASCRS CATARACT DAY

SYM-305 The 2020 ASCRS Cataract Surgery Olympics

Special Time: 3:00-5:00 p.m.

Sponsored by the ASCRS Cataract Clinical Committee

Moderator: David F. Chang, MD

INSTRUCTIONAL COURSES

CORNEA

IC-319 Cornea Lumps, Bumps and Bruises

NEW

Instructor: Sumitra S. Khandelwal, MD

Co-Instructors: Zaina Al-Mohtaseb, MD; Julie Schallhorn, MD; Claudia E. Perez-Straziota, MD; Kourtney H. Houser, MD

CATARACT

IC-320 Innovative Technologies and Techniques to Conquer Brunescent Cataracts

NEW

Instructor: Arup Bhaumik, MS

Co-Instructors: Debashis Dutta, MS; Suven Bhattacharjee, MD; Siddhartha Ghosh, MS; Ayan Mohanta, MS

CATARACT

IC-321 IOL Power Calculation Update by the IOL Power Club

Instructor: Giacomo Savini, MD

Co-Instructors: Kenneth J. Hoffer, MD; H. John Shamma, MD; Han Bor Fam, MD; Thomas Olsen, MD, PhD; Oliver Findl, MBA, MD

CATARACT

IC-322 Innovators Under 45: Innovative Contributions from Young Surgeons across the Globe

NEW

Instructor: Samaresh Srivastava, MD

Co-Instructors: Rohit Shetty, FRCS; Shin Yamane, MD, PhD; Claudio C. Trindade, MD, PhD; Sumit Garg, MD; Ashvin Agarwal, MD

CATARACT

IC-323 Premium and Toric IOLs: How to Use, When to Use, and What Patients Will Benefit from this Technology

NEW

Instructor: P. Dee G. Stephenson, MD

Co-Instructors: Ashraf Armia Balamoun, MD, FRCS; Denise M. Visco, MD, MBA; Mitchell A. Jackson, MD; Inder P. Singh, MD

CATARACT

IC-324 Pearl Jam: High-Impact, No-Nonsense Pearls for the Anterior Segment Surgeon

NEW

Instructor: Joshua C. Teichman, MD, MPH

Co-Instructors: Steven G. Safran, MD; Brandon D. Ayres, MD; Minas T. Coroneo, MD, MS, MSc, FRANZCO; Deepinder K. Dhaliwal, MD; Dean Ouano, MD

ASCRS PROGRAM

MONDAY, MAY 18

3:00–4:30 p.m.

INSTRUCTIONAL COURSES

CORNEA

IC-325 Video-Based Course on Various Surgical Techniques of Anterior Lamellar Keratoplasty

NEW

Instructor: Rajesh Fogla, MD, FRCS

Co-Instructors: Luigi Fontana, MD; David S. Rootman, MD, FRCS; Vincenzo Sarnicola, MD

CATARACT

IC-326 Humanitarian Ophthalmology: How to Provide High-Quality Cataract Surgery in Remote Areas

NEW

Instructor: Ricardo M. Nose, MD

Co-Instructors: Emilio A. Torres Netto, MD; Roberto Piñeda, MD; Walton Nosé, MD; Marcos J. Cohen, MD

RETINA

IC-327 Data-Driven Management of Age-Related Macular Degeneration for the Comprehensive Ophthalmologist

Instructor: Michael W. Stewart, MD

PAPER SESSIONS

CORNEA

SPS-311 Corneal Disease

Presenters:

Stephen D. Anesi, MD
Jagruti N. Jadeja, MS, DO
Zhonghui K. Luo, MD, PhD
Madhu Uddaraju, MS
Eric D. Rosenberg, DO
Emily L. Laskey
Chan-Ho Cho, MD
Margaret C. Pollard, MD
Sang-Bumm Lee, PhD
Noelia J. Kunzevitzky, PhD
Odette A. Guzman, MD
Ikhyun Jun, MD, PhD
Hasenin Al-kharsan, MD
Pravin K. Vaddavalli, MD

CORNEA

SPS-312 Ocular Surface Treatments: DED, MGD

Presenters:

Azher Q. Aldouri, FRCS, DNB
Edward J. Holland, MD
Hong Kyun Kim, MD, PhD
Sunil Shah, MD, FRCS
Tadas Naujokaitis, MD
Steven M. Silverstein, MD, FACS
Elizabeth Yeu, MD
Cynthia Matossian, MD
Emmanuel Bettach, MD
Samer Hamada, FRCOphth, FRCSEd, MSc, MD
Barbara Kusa, MD
Sonia Maheshwari, MS
David Zadok, MD
Laura M. Periman, MD

PRESBYOPIA

SPS-313 Presbyopia-correcting IOLs

Presenters:

Brendan J. Vote, MBBS
Magda B. Rau, MD
Matteo Piovella, MD
Florian T.A. Kretz, MD
Grzegorz Labuz, PhD
Sumit Garg, MD
Eric D. Donnenfeld, MD
Rosa Braga-Mele, MD, FRCSC
Mike P. Holzer, MD
Filomena J. Ribeiro, MD
Y. Ralph Chu, MD
James C. Loden, MD
Jeffrey Whitsett, MD
Andrea Janekova, MD
Matthew D. Paul, MD

ASCRS PROGRAM

MONDAY, MAY 18

3:00–4:30 p.m.

PAPER SESSIONS

GLAUCOMA

SPS-314 Minimally Invasive Glaucoma Surgery: Surgical Outcomes

Presenters:

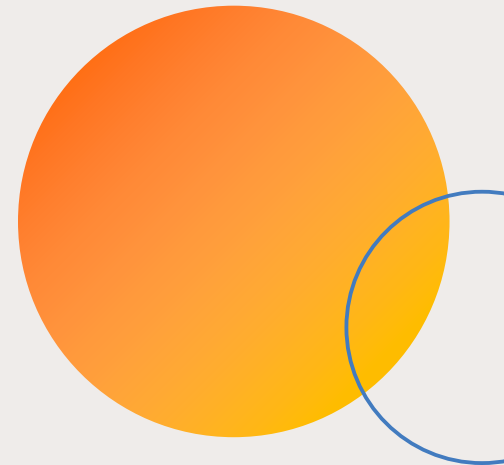
Ali Salimi, MSc
Jason S. Flamendorf, MD
Richard A. Lehrer, MD
Keith Walter, MD
Tanner J. Ferguson, MD
Fritz H. Hengerer, MD
George R. Wandling Jr., MD
Ali Salimi, MSc
John P. Berdahl, MD
Paul H. Kalina, MD
Blake K. Williamson, MD

PEDIATRIC

SPS-315 Pediatric Cornea

Presenters:

Rodrigo A. Quesada, MD
William J. Johnson, MD
Gina Shetty, MD
Aysel Pelit
Maria A. Henriquez, PhD, MD
Pablo Larco Jr., MD
Muralidhar Ramappa, MD
Pooja Mehta, MBBS, MS
Yong Zhang, MD
Soosan Jacob, MS, DNB, FRCS
Namrata Sharma, MD
Obadah Moushmouth
Alexander Knezevic, MD
Stephanie H. Noh
Daniel B. Azzam



38TH ANNUAL FILM FESTIVAL RECEPTION AND AWARDS CEREMONY



Hosted by Film Festival Chair Shachar Tauber, MD

A team of nine panelists will judge the submitted Scientific Films based on applicability/education value, originality, scientific content/validity, clarity, cinematic quality and artistic effects.

Award winning videos will be shown, and a winner and runner-up award will be presented to producers in each category. One overall winner will receive the Grand Prize. The winning films will be shown continuously in the Film Festival Theater on Tuesday, May 19.

Please join us for a reception before the ceremony.

(This session is non-CME)

ASCRS PROGRAM

TUESDAY, MAY 19

8:00–9:30 a.m.

SYMPOSIA

CATARACT

SYM-401 X-Rounds: Refractive Cataract Surgery to the Max

Moderator: Eric D. Donnenfeld, MD

INSTRUCTIONAL COURSES

KERATOREFRACTIVE

IC-401 SMILE: Then What

NEW

Instructor: Ashiyana Nariani, MD, MPH

Co-Instructors: J. Bradley Randleman, MD; Dan Z. Reinstein, MD, FRCS; Soosan Jacob, MS, DNB, FRCS; Scott M. MacRae, MD; Ronald R. Krueger, MD, MSE

CATARACT

IC-402 Different Methods for Intraocular Lens Exchange

Instructor: Maria S. Romero, MD

Co-Instructors: Ashvin Agarwal, MD; Soon-Phaik Chee, FRCOphth, FRCSEd, FRCSEd, FRCOphth; Cathleen M. McCabe, MD; Sergio F. Canabrava, MD

KERATOREFRACTIVE

IC-403 SMILE: Beginner's Guide

NEW

Instructor: Sheetal Brar, MD

Co-Instructors: John F. Doane, MD; Shamik Bafna, MD; Sri Ganesh, MS; Amir Hamid, MBBS, FRCOphth; Mahipal S. Sachdev, MD

CATARACT

IC-404 Iris Repair Techniques

NEW

Instructor: Mohan Rajan, FRCS

Co-Instructors: Sujatha Mohan, FRCS; Chee Soon Phaik, MD; Soon-Phaik Chee, FRCOphth, FRCSEd; Kevin M. Miller, MD; Amar Agarwal, MS, FRCS, FRCOphth

CATARACT

IC-405 Infectious, Inflammatory and Toxic Complications Following Cataract Surgery: Endophthalmitis, TASS, TPSS, HORV

NEW

Instructor: Nick Mamalis, MD

Co-Instructors: Randall J. Olson, MD; Alan S. Crandall, MD; Tat-Keong Chan, MD, FRCS

CORNEA

IC-406 DMEK for Challenging Cases: Step-By-Step Approach to DMEK in Complex Eyes

NEW

Instructor: David S. Rootman, MD, FRCS

Co-Instructors: Clara C. Chan, MD, FRCS; Rajesh Fogla, MD, FRCS; Joshua C. Teichman, MD, MPH; Tanya Trinh, FRANZCO, MBBS; Gisella Santaella, MD

CATARACT

IC-407 Intraocular Lens Exchange: Surgical Management of Malpositioned and Malfunctioning IOLs

Instructor: Nicole R. Fram, MD

Co-Instructors: Zaina Al-Mohtaseb, MD; Brandon D. Ayres, MD; Sadeer B. Hannush, MD; Thomas A. Oetting, MD

ASCRS PROGRAM

TUESDAY, MAY 19

8:00–9:30 a.m.

PAPER SESSIONS

PRESBYOPIA

SPS-401 Presbyopia Correction

Presenters:

Nesrine Rahmania Jr., MD, MSc
Dan Z. Reinstein, MD, FRCS
John P. Berdahl, MD
Robert Edward T. Ang, MD
Arthur B. Cummings, MD
Ramón Ruiz Mesa, MD
Vance M. Thompson, MD
Jerry G. Hu, MD
Luca Gualdi, MD
Sunil Shah, MD, FRCS
Matthias Elling, MD
Bojan Pajic, MD, PhD

CATARACT

SPS-402 IOL Design and Characteristics

Presenters:

Jeewan S. Titiyal, MD
Uday Devgan, MD
Sean J. Kennedy, MD
Sneha Bontu, MD
Ashokkumar Vyas, FRCS
Ashokkumar P. Shroff, MD
Lisa K. Feulner, MD, PhD
Takeshi Teshigawara, MD, PhD
John A. Vukich, MD
Larissa Gouvea, MD
Kohei Ichikawa, MD
Bret L. Fisher, MD
Damien Gatinel, MD, PhD
Jan Weindler, MD
Bogdan G. Galan, MD
Eva I. Liang, MD, FACS

CATARACT

SPS-403 Cataract Surgery Systems, Devices, Instruments

Presenters:

Kevin M. Miller, MD
David M. Lubeck, MD
Nathan Jensen
Helga F. Pizio, MD
Santaro Noguchi, MD
Itzel Montserrat Perez Gudiño, MD
Takayuki Akahoshi, MD
Hong Qi, MD, PhD
Barbara Kusa, MD
Rajendra Prasad, MBBS
Erik L. Mertens, MD
Robert H. Osher, MD
Hassan Mansoor, FRCSEd, FCPS
Mukesh Joshi, MS

GLAUCOMA

SPS-404 Minimally Invasive Glaucoma Surgery: Surgical Outcomes and Comparisons

Presenters:

Mahmoud A. Khaimi, MD
Igor Bussel, MD, MHA
Mark C. Lobanoff, MD
Mahmoud A. Khaimi, MD
Rodolpho T. Matsumoto, MD
Nathan M. Radcliffe, MD
Mark J. Gallardo, MD
Eva I. Liang, MD
Patrick Gooi, MD
Brandon J. Baartman, MD
Ike K. Ahmed, MD, FRCSC
Brendan G. Cronin, FRANZCO, MBBS
William F. Wiley, MD

PEDIATRIC

SPS-405 Pediatric Cataract

Presenters:

Xixia Ding, MD, PhD
Pingjun Chang, MD
Vaishali Vasavada, MS
Fatema M. Bin Rajab, MD
Bharti Nihalani-Gangwani, MD
Jagat Ram, MS
Deborah K. VanderVeen, MD
Prafulla K. Maharana, MD, DNB
Vaishali Vasavada, MS
Hongfang Zhang, MD
Zhangliang Li, OD, MD
Nandini Venkateswaran, MD
AnnMarie Hipsley, PhD
Samir I. Sayegh, MD, PhD
Chirag M. Shah, MD, MPH
Bibhuti Kashyap, MD, DNB

THE BEST OF ASCRS 2020 GENERAL SESSION

TUESDAY, MAY 19
10:00 – 11:30 a.m.



THE BEST OF ASCRS 2020 GENERAL SESSION

Moderator: Eric D. Donnenfeld, MD

This not-to-miss wrap-up session will highlight some of the most important and interesting papers presented at the 2020 ASCRS Annual Meeting from among the “Best Paper of Session” winners. Following summary presentations of the best papers, EyeWorld editorial board members will debate the conclusions and implications in a free-flowing panel discussion. This is an excellent opportunity to capture the best of the best!

Presenters:



John Hovanesian, MD



Sumitra Khandelwal, MD



Richard Tipperman, MD



Valerie Trubnik, MD



Roger Zaldivar, MD


Panelists:



Preeya Gupta, MD



Richard Hoffman, MD



Nathan Radcliffe, MD



Vance Thompson, MD

ASCRS PROGRAM

TUESDAY, MAY 19

10:00–11:30 a.m.

INSTRUCTIONAL COURSES

CORNEA

IC-408 2020 Review of New Surgical Technologies and Devices (Presented in Russian)
Special Time 9:30–11:00 a.m.

NEW

Instructor: Elena Vialova, MD
Co-Instructors: Boris E. Malyugin, MD, PhD; Alexander V. Doga, MD, PhD

CATARACT

IC-409 Phaco in Hard Cataracts: Surgical Pearls and Tips

NEW

Instructor: Reena Sethi, DO, MS
Co-Instructors: Lisa B. Arbisser, MD; Douglas D. Koch, MD; David F. Chang, MD; Amar Agarwal, FRCS; Nick Mamalis, MD

OTHER

IC-410 Three Mistakes of My Life: A Young Ophthalmologist's Perspective

NEW

Instructor: Sahebaan S. Sethi, DNB, MS, MBBS
Co-Instructors: Aditya Sethi, DO; Ramya Ravindran, MD

CATARACT

IC-411 Secondary IOLs: Which, How and Why

NEW

Instructor: Sri Ganesh, MS
Co-Instructors: Sumit Garg, MD; Chitra R. Ramamurthy, MD; Soon-Phaik Chee, FRCOphth, FRCS(Ed); Ashvin Agarwal, MD; Sheetal Brar, MD

PRESBYOPIA

IC-412 EDOF IOLs in Cataract and Refractive Surgery

NEW

Instructor: Ramin Khoramnia, MD
Co-Instructors: Chul Young Choi, PhD, MD; John A. Vukich, MD; Guy Kleinmann, MD; Gerd U. Auffarth, MD, PhD

CATARACT

IC-413 Iris Prostheses in Action: Surgical Tips for Challenging Cases

Instructor: Michael E. Snyder, MD

Co-Instructors: Kevin M. Miller, MD; Nicole R. Fram, MD; Samuel Masket, MD; Boris E. Malyugin, MD, PhD; Kenneth J. Rosenthal, MD; Nadezhda A. Pozdeyeva, MD; Sathish Srinivasan, FRCSEd, FRCOphth

KERATOREFRACTIVE

IC-414 Keratoconus: A to Zed—What You Really Need to Know about New Treatments for Corneal Ectasia

NEW

Instructor: Miguel Rechichi, PhD, MD
Co-Instructors: Ashraf Armia Balamoun, MD, FRCS; Soosan Jacob, MS, DNB, FRCS; Samer Hamada, FRCOphth, MD; Miltiadis Balidis, PhD

KERATOREFRACTIVE

IC-415 How to Avoid Ectasia after LASIK: Update on New Concepts and Technologies

Instructor: Marcony R. Santhiago, MD, PhD

Co-Instructors: William J. Dupps Jr., MD, MS, PhD; J. Bradley Randleman, MD; Rohit Shetty, FRCS; Pooja Khamar, MD

CATARACT

IC-416 2020 Best of ASCRS (Presented in Russian)
Special Time 11:00 a.m.–12:30 p.m.

Instructor: Oleg V. Shilovskikh, MD

Co-Instructors: Zinaida Kataeva, MD; Sergey V. Rebrikov, MD; Oleg Fechin, MD; Oleg Kostin, MD

ASCRS PROGRAM

TUESDAY, MAY 19

1:00–2:30 p.m.

INSTRUCTIONAL COURSES

CORNEA

IC-417 Treating the Endothelium: Endothelial Keratoplasty (DSAEK, DMEK, PDEK) or Not (DSO, CECs, Rho kinase)

NEW

Instructor: Soosan Jacob, MS, DNB, FRCS

Co-Instructors: Amar Agarwal, FRCS; Ashvin Agarwal, MD; Kathryn Colby, MD, PhD; Deepinder K. Dhaliwal, MD; Francis S. Mah, MD

CATARACT

IC-418 Pearls and Pitfalls in Challenging Capsular Surgical Scenarios: Video-Based Course

NEW

Instructor: Rohit Om Parkash, MS

Co-Instructors: Amar Agarwal, MS, FRCS, FRCOphth; Kevin M. Miller, MD; Chee Soon Phaik, MD; Soon-Phaik Chee, FRCOphth, FRCS(Ed); Ronald Yeoh, MD; Tushya Om Parkash, MS

CATARACT

IC-419 Cataract Surgery Crisis Management 101

NEW

Instructor: Abhay R. Vasavada, MS, FRCS

Co-Instructors: Robert H. Osher, MD; Nicole R. Fram, MD; Alan S. Crandall, MD; Michael E. Snyder, MD; Kevin M. Miller, MD

CATARACT

IC-420 Best of ASCRS (Presented In Portuguese)

Sponsored by the Brazilian Association of Cataract And Refractive Surgery (BRASCRS)

NEW

Instructor: Gustavo V. Baptista, MD, PhD

Co-Instructors: Nicolas C. Pereira, MD, PhD; Ricardo M. Nose, MD; Takashi W. Hida, MD, PhD; Bruno M. Fontes, MD, PhD; Durval M. Carvalho Jr., MD

GLAUCOMA

IC-421 Mastering MIGS: Pearls for Beginner and Intermediate Surgeons

Instructor: Carlos Buznego, MD

Co-Instructors: John P. Berdahl, MD; Thomas W. Samuelson, MD; Jason Bacharach, MD; Inder P. Singh, MD

CATARACT

IC-422 Best of the Best: 2020 Update on Advanced Cataract Surgery

Instructor: Richard L. Lindstrom, MD

Co-Instructors: Matteo Piovella, MD; Eric D. Donnenfeld, MD; David F. Chang, MD; Jack T. Holladay, MD

KERATOREFRACTIVE

IC-423 BYOT: Bring Your Own Topography

Instructor: J. Bradley Randleman, MD

Co-Instructors: William J. Dupps Jr., MD, MS, PhD; Marcony R. Santhiago, MD, PhD

CONTINUING MEDICAL EDUCATION CREDIT

ACCREDITATION STATEMENT



The American Society of Cataract and Refractive Surgery (ASCRS) is accredited by the Accreditation Council for Continuing Medical Education (ACCME) to provide continuing medical education for physicians. ASCRS takes responsibility for the content, quality and scientific integrity of this CME activity.

FINANCIAL INTEREST DISCLOSURE

All faculty members are required to disclose whether they, or their spouses, have any financial interests (or lack thereof) from the past 12 months with a company that produces, markets, resells or distributes ophthalmic products or services consumed by, or used on, patients. Faculty members are also required to disclose such information verbally and on their first slide.

ASCRS considers presenting authors, not co-authors, to be in control of the educational content. As a professional courtesy, ASCRS acknowledges co-authors and all people contributing to the research, regardless of CME control of the live presentation of that content. Though they are acknowledged, co-authors do not have control of the CME content and their disclosures are not published or resolved.

NOTICE ABOUT OFF-LABEL USE PRESENTATIONS

The ASCRS Annual Meeting may include presentations on drugs or devices or uses of drugs or devices that may not have been approved by the Food and Drug Administration (FDA) or have been approved by the FDA for specific uses only. The FDA has stated that it is the responsibility of the physician to determine the FDA clearance status of each drug or device he or she wishes to use in clinical practice.

ASCRS is committed to the free exchange of medical education. Inclusion of any presentation in this program, including presentations of off-label uses, does not imply an endorsement by ASCRS of the uses, products or techniques presented.

Visit <https://annualmeeting.ascrs.org/>
for up to date programming
information and registration details.

ASCRS PROGRAM

ASCRS ANNUAL MEETING EDUCATIONAL OBJECTIVES

Upon completion of the ASCRS Annual Meeting, participants should be able to:

- Recognize and discuss current and advanced treatment strategies for anterior segment surgery, and corneal, glaucoma and retinal conditions.
- Identify the latest developments and advances in techniques and technology within anterior segment surgery and comprehensive ophthalmology.
- Identify complicating factors in anterior segment surgery and develop appropriate treatment plans.
- Practice hands on surgical skills and techniques in Skills Transfer Labs.
- Examine external legislative issues and internal business practice issues affecting the field of ophthalmology.

DESIGNATION STATEMENT

The American Society of Cataract and Refractive Surgery designates the ASCRS and ASOA programs within this live educational activity for a maximum of 35 *AMA PRA Category 1 Credits™*. Physicians should only claim credit commensurate with the extent of their participation in the activity.

All CME activities approved for *AMA PRA Category 1 Credit™* are valid for recognition by the European Accreditation Council for Continuing Medical Education (*EACCME*). Physicians not licensed in the U.S. who participate in this CME activity are eligible for *AMA PRA Category 1 Credit™*.

Physicians can claim CME credit up to the maximum listed above for attending the Physicians Program (ASCRS), including scientific films and posters on-demand, scientific papers, courses, symposia and general sessions), the Practice Management (ASOA) Program, or a combination thereof.

Attendees registered as exhibitors, spouses, and guests are not eligible for CME credits.

Note: All attendees must have their badges printed onsite to be verified as eligible for credit.

SELF-ASSESSMENT CREDIT

ASCRS will be applying for Self-Assessment Credit with the American Board of Ophthalmology (ABO) for some of its educational sessions. Details will be provided as they become available.

CONTINUING MEDICAL EDUCATION CREDIT

ASCRS SUBSPECIALTY DAY

ASCRS REFRACTIVE DAY

TARGET AUDIENCE

Comprehensive ophthalmologists; refractive, cataract and corneal surgeons who are performing cataract and refractive surgery.

EDUCATIONAL OBJECTIVES

Upon completion of ASCRS Refractive Day, attendees should be able to:

- Evaluate the efficacy of advanced and conventional technologies to improve the preoperative evaluation and postoperative results of patients undergoing cornea and lens based refractive surgery.
- Develop a decision tree treatment plan for patients interested in reduced dependence on spectacles that evaluates the risks and benefits of different cornea and lens based surgical options.
- Learn the prevention and management of suboptimal visual results following lens and cornea based refractive surgery.
- Understand the advantages and disadvantages of new refractive IOL and cornea technology such as trifocals, extended depth of focus IOLs, topographic and wavefront ablations, and SMILE.

DESIGNATION STATEMENT

The American Society of Cataract and Refractive Surgery designates this live activity for a maximum of 7.5 *AMA PRA Category 1 Credits™*. Physicians should claim only the credit commensurate with the extent of their participation in the activity.

All CME activities approved for *AMA PRA Category 1 Credits™* are valid for recognition by the European Accreditation Council for Continuing Medical Education (EACCME). Physicians not licensed in the U.S. who participate in this CME activity are eligible for *AMA PRA Category 1 Credits™*.

CLAIM CME/CE CREDITS

Attendees will be able to evaluate ASCRS Refractive Day 2020 through the Claim CME/CE Credit Stations and the meeting app. Once the evaluation is complete, attendees can print or email a copy of the certificate for continuing education credits for that day. If the evaluations are not completed during the meeting, there will be the opportunity to complete until May 28, 2020.

ASCRS GLAUCOMA DAY

TARGET AUDIENCE

Practicing ophthalmologists who care for patients with glaucoma and related disorders.

EDUCATIONAL OBJECTIVES

Upon completion of ASCRS Glaucoma Day, attendees should be able to:

- Effectively evaluate current and new diagnostic testing modalities to assist in the early diagnosis of the glaucoma patient and glaucoma suspect as well as disease progression.
- Make treatment decisions using evidence-based recommendations regarding the use of medical and laser therapies for the treatment of glaucoma.
- Evaluate best phacoemulsification treatment options and considerations for patients with complex, pre-existing and advance glaucoma.
- Compare recent and emerging microinvasive glaucoma surgical (MIGS) options.
- Integrate pearls to improve glaucoma surgical outcomes.
- Implement strategies to manage glaucoma surgical challenges.

DESIGNATION STATEMENT

The American Society of Cataract and Refractive Surgery designates this live activity for a maximum of 7.5 *AMA PRA Category 1 Credits™*. Physicians should claim only the credit commensurate with the extent of their participation in the activity.

All CME activities approved for *AMA PRA Category 1 Credits™* are valid for recognition by the European Accreditation Council for Continuing Medical Education (EACCME). Physicians not licensed in the U.S. who participate in this CME activity are eligible for *AMA PRA Category 1 Credits™*.

CLAIM CME/CE CREDITS

Attendees will be able to evaluate ASCRS Glaucoma Day 2020 through the Claim CME/CE Credit Stations and the meeting app. Once the evaluation is complete, attendees can print or email a copy of the certificate for continuing education credits for that day. If the evaluations are not completed during the meeting, there will be the opportunity to complete until May 28, 2020.

REGISTRATION INFORMATION

REGISTRATION CATEGORIES

U.S. PHYSICIAN/INTERNATIONAL PHYSICIAN

An MD, PhD or DO who is a current member of ASCRS. Registration fee does not include annual membership dues. Membership must be valid through May 31, 2020. (Note: An MD, PhD or DO who is a member of ASOA only must join ASCRS and pay appropriate membership dues to attend ASCRS sessions.)

U.S. YOUNG PHYSICIAN

A U.S. MD or DO who is in his or her first five years of practice and who is a current member. Membership must be valid through May 31, 2020.

U.S. RESIDENT OR U.S. FELLOW

An MD or DO who is currently in a residency or fellowship program in the United States. A current letter of verification from department chair or fellowship sponsor must be submitted to registration@ascrs.org. Your registration will not be complete until your residency/fellowship documentation has been received and approved. All residency/fellowship documentation must be received by April 28, 2020, to be eligible for the discounted rate. Residents or fellows who register onsite will incur full registration fees.

INTERNATIONAL RESIDENT (MEMBER IN TRAINING)

Members in training must provide, in English, current proof of residency signed by the program director and a copy of a government picture ID noting birthdate (not to exceed age 35).

INTEGRATED EYECARE OPTOMETRIST

Optometrists (ODs) can register under this category only and must certify employment by one of the following:

- Ophthalmologist
- Medical school (not a college of optometry)
- Managed-care provider
- Military
- Industry/manufacturer
- Corporate center (TLC, LCA, etc.)

Attendance at or participation in ASCRS and ASOA Annual Meeting programs, events, courses, presentations or other activities does not qualify an optometrist to perform surgery, does not qualify as continuing medical education and does not justify claims to surgical expertise or licensure.

INDUSTRY REPRESENTATIVE

Manufacturers and other corporate personnel who do not have exhibit space but wish to attend the Annual Meeting. No solicitation is permitted. This includes attendees who plan on attending the exhibit hall only. Physicians may not register in this category.

SPOUSE/PARTNER/CHILD

Guests 21 years of age and over are required to pay a registration fee. Fee includes badge, printed program, Exhibit Hall entrance, Welcome Party, ASOA Celebration and the ASCRS Film Festival Awards Ceremony.

This badge is limited to spouse, guest, relative or other individuals accompanying an ASCRS attendee. Members, potential members or staff will not be considered under the guest registration category. Physicians may not register in this category. Entrance into sessions/courses is not included.

PRESS

For registration information, please contact press@ascrs.org.

Visit <https://annualmeeting.ascrs.org/plan-your-trip/exhibit-hall-information> to pre plan exhibit booth visits!

ASCRS EXHIBIT HALL

HALLS A- B, EXHIBIT LEVEL O

Saturday, May 16 | 9:00 a.m. – 6:00 p.m.

Sunday, May 17 | 9:00 a.m. – 6:00 p.m.

Monday, May 18 | 9:00 a.m. – 5:00 p.m.

Visit our world-class exhibit hall featuring products and services being represented by over 300 participating industry companies. The exhibit hall will be located in Halls A-B of the Boston Convention & Exhibition Center. Open for a total of 26 hours during the Annual Meeting, don't miss the opportunity to connect with our exhibitors! Prior to your arrival in Boston, you can search and save the exhibitor list by company name or specific product listing by visiting our meeting website <https://annualmeeting.ascrs.org/>.

Be sure to join us on Saturday, May 16 from 4:30 - 6 p.m. at the ASCRS and ASOA Welcome Party taking place in the exhibit hall. There will be music and complimentary hors d'oeuvres and refreshments for you to enjoy while networking with exhibitors in a relaxed, fun environment.

Given its ongoing commitment to add value to attendees, ASCRS will debut a number of unique, engaging, and interactive learning formats on the exhibit floor.

ASCRS TAP ROOM

The ASCRS Tap Room offers a forum where ASCRS and the American Society of Ophthalmic Administrators (ASOA) attendees can grab a drink, learn about the latest technologies, devices, products and services and network with friends and colleagues. Participating companies will share information with attendees and engage in a facilitated Q&A session. Strategically placed within the exhibit hall, The ASCRS Tap Room creates a comfortable, welcoming environment for attendees to learn new technologies and techniques while networking with colleagues and industry representatives.

TOUR OF EXCELLENCE

New in 2020, ASCRS will host the Tour of Excellence. Residents, fellows and young physicians will be guided through the exhibit hall and facilitate introductions on the exhibiting companies. These guided tours offer current and emerging ophthalmic leaders the opportunity for hands-on interaction with premier technologies.

To plan your time in the exhibit hall
visit [https://annualmeeting.ascrs.org/
plan-your-trip/exhibit-hall-information](https://annualmeeting.ascrs.org/plan-your-trip/exhibit-hall-information)



ASCRS EXHIBITORS

NEW	EXHIBITOR	PRODUCT CATEGORIES
	Aaren Scientific	Intraocular Lenses; IOL Delivery System; Lens Injection Systems
	AdvancedMD	Computer Software; Electronic Medical Records; Practice Management; Revenue Cycle Management
	Advice Media	A-Scans; Aberrometers; Accrediting Organization; Advertising Specialty; AMARIS Excimer Laser; Amniotic Tissue; Anesthesia Staffing & Management; Appointment Reminders
	Aerie Pharmaceuticals, Inc.	Glaucoma Treatment
	Akorn, Inc.	Dry Eye Products; Pharmaceutical Products
	Alcon	Cataract Surgery; Diagnostic Equipment; Dry Eye Products; Intraocular Lenses; Microscopes; Patient Education; Refractive Systems
	Allergan Medical Affairs	Dry Eye Products; Glaucoma Treatment; Medical Devices; Pharmaceutical Products; Research & Development; Retinal Implants
	Allergan, Inc.	Dry Eye Products; Glaucoma Treatment; Medical Devices; Pharmaceutical Products; Research & Development; Retinal Implants
	ALPHAEON CREDIT	Patient Financing
	American Academy of Ophthalmology	Education/Training; Non-Profit Organization; Patient Education; Patient Information Materials; Physician Recruiting & Placement; Practice Management; Publication
	Appasamy Associates	A-Scans; Capsular Tension Rings; Cataract Surgery; Diagnostic Equipment; Intraocular Lenses; Laser/Laser Services; Surgical Instruments; Viscoelastics
	ArcScan, Inc.	Clinical Research Organization; Corneal Marking; Digital Imaging Systems; Glaucoma Devices; Medical Devices; Ophthalmic Instruments; Refractive Systems; Ultrasound Equipment
	AST Products, Inc.	Cataract Surgery; Intraocular Lenses; IOL Delivery System; Medical Devices; Surgical Disposables; Surgical Equipment; Surgical Instruments
	AUROLAB	Capsular Tension Rings; Dry Eye Products; Medical Devices; Ophthalmic Knives; Surgical Kits; Vision Charts
	Aurora Surgical, LLC	Cataract Surgery; Hand-Held Instrument; Ophthalmic Instruments; Ophthalmic Knives; Phacoemulsification Products; Surgical Instruments; Surgical Supplies; Trephines
	Avellino Labs	DNA Testing; Gene Therapy
	Bausch + Lomb	Hand-Held Instrument; Laser/Laser Services; Ophthalmic Instruments; Phacoemulsification Products; Refractive Systems; Surgical Instruments
NEW	Bel-Air Pharmaceuticals	Pharmaceutical Products
NEW	Besse Medical	Pharmaceutical Products
	Bioniko	Education/Training; Surgical Simulation

ASCRS EXHIBITORS

NEW	EXHIBITOR	PRODUCT CATEGORIES
	BioTissue	Amniotic Tissue; Biologics; Corneal Cross-Linking; Corneal Tissue; Ocular Surface Solutions; Regenerative Medicine
	BlephEx	Disposable Supplies; Dry Eye Products; Medical Devices; Medical Equipment
	Blythe Medical	Amniotic Tissue; Biologics; Blink Lubricating Eye Drops; Dry Eye Products; Regenerative Medicine
	Brazilian Association of Cataract and Refractive Surgery	
	Brevium, Inc.	Business Management; Patient Management
	Bruder Healthcare Company	Dry Eye Products; Lid & Lash Hygiene
	Bryn Mawr Communications, LLC	Publication
	BSM Consulting	Business Management; Consulting Services; Education/Training; Patient Flow Consultant; Physician Recruiting & Placement; Practice Consulting; Practice Management; Practice Sales
	BVI	Cannulas; Cataract Surgery; Drapes; Dry Eye Products; Glaucoma Devices; Intraocular Lenses; Surgical Disposables; Surgical Kits
	Cal Tray	
	Caliber Ophthalmics- Division of Surgical Specialties Corp.	Cannulas; Cataract Surgery; Glaucoma Devices; Ophthalmic Knives; Punctum Plugs; Surgical Instruments; Sutures; Trephines
	Cambrian Medical Inc.	Cannulas; Capsular Tension Rings; Cataract Surgery; Corneal Maker; Ophthalmic Instruments; Ophthalmic Knives; Solutions; Tonometers
	CareCredit	Patient Financing
	Cassini	Corneal Topography Systems; Diagnostic Equipment; Digital Imaging Systems; Ophthalmic Instruments
	Ceatus Media Group LLC.	Internet Marketing; Marketing; Practice Consulting; Practice Management; Web Marketing; Website Design Services
	CenterVue	Diagnostic Equipment; Medical Equipment; Ophthalmic Instruments
NEW	Chetu Inc.	
	CHONA SURGICAL CO.	Ophthalmic Instruments; Surgical Equipment; Surgical Instruments
NEW	Chongqing Sunkingdom Medical Instrument Co., Ltd	Ophthalmic Instruments
	CIMA Technology, Inc.	Capsular Tension Rings; Intracorneal Lenses; Intraocular Lenses; IOL Delivery System; Viscoelastics
	Clearwave Corporation	Computer Software; Healthcare IT Management Services; Internet Services; Patient Management; Practice Management; Revenue Cycle Management; Workflow Optimization

ASCRS EXHIBITORS

NEW	EXHIBITOR	PRODUCT CATEGORIES
	Coburn Technologies	
	Compulink Healthcare Solutions	
	CorneaGen	Corneal Inlay; Corneal Tissue; Surgical Instruments; Trephines
	Crestpoint Management	Disposable Injectors; Hand-Held Instrument; Ophthalmic Instruments; Ophthalmic Knives; Surgical Disposables; Surgical Instruments
	Crestpoint Management	Disposable Supplies; Hand-Held Instrument; Ophthalmic Instruments; Ophthalmic Knives; Ophthalmic Safety Knife; Surgical Disposables; Surgical Instruments; Sutures
	Cristalens Industrie	Intraocular Lenses
NEW	Crystalvue Medical Corp.	Ophthalmic Instruments; Ophthalmic Surgery Table
	CSO srl	Corneal Topography Systems; Diagnostic Equipment; Digital Imaging Systems; Ophthalmic Instruments; Retinal Photography
	Cylite Pty Ltd	Desktop Topographer; Measurement Equipment; Ophthalmic Instruments
	DavLong Business Solutions	Computer Software; Electronic Medical Records; Revenue Cycle Management
	Denali Creative a Stubenbordt Company	
	Designer Drugs Pharmacy	Cataract Surgery; Compounded Ophthalmic Formulations; Compounded Pharmaceuticals; LASIK Supplies; Pharmaceutical Products
	Dexta Corporation	Cataract Surgery; Medical Equipment; Surgical Stretchers; Surgical Tables & Stools
	DGH Technology, Inc.	A-Scans; Medical Devices; Ultrasound Equipment
	Diamatrix Ltd.	Diamond Scalpels; Ophthalmic Instruments; Ophthalmic Knives; Ophthalmic Safety Knife; Pupil Expansion Device; Sutures
	Diopsys, Inc.	Vision Testing Systems
	Dompé Medical Affairs	Biologics; Pharmaceutical Products
	Dompé US Inc.	Pharmaceutical Products
	Drop Wizer	Consumer Accessories; Disposable Supplies
	Dry Eye Guys	Amniotic Tissue; Dry Eye Products; Lid & Lash Cleansers; Lid & Lash Hygiene; Medical Equipment; Surgical Instruments
	Duckworth & Kent Ltd.	
	Eckert Wordell	Architectural Design; ASC Facility Design; Healthcare Facility Design; Office/ASC Design & Planning; Patient Flow Consultant; Workflow Optimization
	Eidolon Optical, LLC	Corneal Disease Diagnosis; Diagnostic Equipment; Dry Eye Products; Global Ophthalmology Missions; Hand-Held Instrument; Medical Devices; Rapid Point of Care Diagnostics Tests; Video Imaging Recording
	Ellex	Laser/Laser Services; Surgical Equipment; Ultrasound Equipment
	Ellman, A Cynosure Company	Medical Devices; Medical Equipment; Surgical Equipment

ASCRS EXHIBITORS

NEW	EXHIBITOR	PRODUCT CATEGORIES
	Elsevier	Publisher
	Epsilon USA	
	ESCRS	
	Espansione Marketing SpA	Diagnostic Equipment; Digital Imaging Systems; Dry Eye Products; Hand-Held Instruments; Ophthalmic Instruments
	Etna Interactive	Internet Marketing; Internet Services; Marketing; Web Marketing; Website Design Services
	Excel Optics (P) Limited	Capsular Tension Rings; Intracorneal Lenses; Intraocular Lenses; IOL Delivery System; Ocular Implants; Surgical Instruments; Sutures; Tecnis Multifocal IOLs
	Excellent Hi-Care PVT LTD	A-Scans; Capsular Tension Rings; Disposable Injectors; Drapes; Intraocular Lenses; Lens Injection Systems; Ophthalmic Instruments; Sutures
	Eye Care Leaders	Business Management; Computer Software; Electronic Medical Records; Optical Dispensary Management; Practice Management; Revenue Cycle Management; Workflow Optimization
	Eye Designs, LLC	Interior Planning; Manufacturing; Optical Displays; Patient Flow Consultant
	EyeKon Medical Inc.	Capsular Tension Rings; Disposable Injectors; Intraocular Lenses; Viscoelastics
	EyeMax	Advertising Specialty; Internet Marketing; Marketing; Practice Consulting; Staff Training; Web Marketing; Website Design Services
	EyeMD EMR Healthcare Systems, Inc.	Computer Software; Digital Imaging Systems; Electronic Medical Records; Optical Dispensary Management
	Eyenovia, Inc	Dry Eye Products; Glaucoma Treatment; Research & Development
	Eyeol UK Limited	
	EyePoint Pharmaceuticals	Pharmaceutical Products
	EyeSys Vision, Inc.	Contact Lenses; Corneal Topography Systems; Desktop Topographer; Dry Eye Products; Handheld Topographer; Intraocular Lenses
	Eyevance Pharmaceuticals	Dry Eye Products; Ocular Surface Solutions; Pharmaceutical Products
	Fast Track Marketing	Advertising Specialty; Consulting Services; Internet Marketing; Marketing; Patient Education; Staff Training; Web Marketing; Website Design Services
	FCI Ophthalmics	
	Feather Safety Razor Co., Ltd.	Ophthalmic Instruments; Ophthalmic Knives; Ophthalmic Safety Knives; Surgical Instruments, Surgical Supplies
	Freedom Ophthalmic Pvt., Ltd.,	Capsular Tension Rings; Intraocular Lenses; IOL Delivery System; Ophthalmic Instruments; Ophthalmic Knives; Viscoelastics
	Genentech	
	Geuder	
	Glacial Multimedia	Creative Services; Internet Marketing; Internet Services; Market Research; Marketing; Web Marketing; Website Design Services; Workflow Optimization
	Glaukos Corporation	Glaucoma Devices; Glaucoma Treatment
	Global Sight Alliance /Vision Outreach International	Charitable Organization; Education/Training; Non-Profit Organization

ASCRS EXHIBITORS

NEW	EXHIBITOR	PRODUCT CATEGORIES
	Good-Lite Company	Diagnostic Equipment; Education/Training; Hand-Held Instrument
	GreenSky Patient Solutions, LLC	Financial Services; Patient Financing
	Guardion Health Sciences	
	Haag-Streit USA	Cataract Surgery; Diagnostic Equipment; Digital Imaging Systems; Exam Room Furniture/Equipment; Glaucoma Devices; Microscopes
	Hausted	Surgical Equipment; Surgical Stretchers; Surgical Tables & Stools
	Heidelberg Engineering	Exam Room Furniture/Equipment; Ophthalmic Surgery Table; Surgical Equipment; Surgical Stretchers; Surgical Tables & Stools
	HEINE USA Ltd.	Diagnostic Equipment; Hand-Held Instrument; Ophthalmic Instruments
	Howard Instruments II, Inc.	Macular Degeneration; Medical Devices; Microkeratome Blades; Ophthalmic Instruments; PRK & LASIK Supplies; Surgical Disposables; Surgical Instruments; Trephines
	Hurricane Medical Inc.	Cannulas; Disposable Supplies; Phacoemulsification Products; Pre-surgical Site Markers; PRK & LASIK Supplies; Spears/Fluid Control; Sterile Supplies; Surgical Disposables
	HVO (Haywood Vocational)	Drapes; Manufacturing; Medical Assembly; Medical Devices; Non-Profit Organization; Surgical Kits
	I Care Global Missions / Medical Ministry International	Non-Profit Organization
	Icare Tonometers	Diagnostic Equipment; Glaucoma Devices; Glaucoma Pressure; Medical Devices; Retinal Photography; Tonometers
	IMATRIX	Appointment Reminders; Client Relations Management; Internet Marketing; Practice Management; Web Marketing; Website Design Services
	ImprimisRx	Pharmaceutical Products
	Infinity Massage Chairs	Consumer Accessories
	IRIDEX	Glaucoma Devices; Glaucoma Pressure; Glaucoma Treatment; Laser/Laser Services; Macular Degeneration; Medical Devices; Ophthalmic Instruments; Surgical Instruments
	Ivantis, Inc.	Glaucoma Devices; Glaucoma Pressure; Glaucoma Treatment; Medical Devices
	Jaypee Brothers Medical Publishers	Publisher
	JCAHPO	Certifying Agency; Education/Training; Staff Training
	Johnson & Johnson Vision	Aberrometers; Catalys Precision Laser System; Intraocular Lenses; IOL Delivery System; Ocular Surface Solutions; Star S4IR Eximer Laser; TECNIS Family IOLs; Whitestar Signature Phaco Systems
	Kai Industries Co., Ltd.	Cataract Surgery; Disposable Supplies; Medical Devices; Microkeratomes; Ophthalmic Knives; Ophthalmic Safety Knife; Surgical Disposables
	Kala Pharmaceuticals	Dry Eye Products
	Katena Products, Inc.	Corneal Tissue; Disposable Supplies; Education/Training; Hand-Held Instrument; Lacrimal Products; Ophthalmic Instruments; Punctum Plugs; Surgical Instruments
	Keeler Instruments	Diagnostic Equipment; Digital Imaging Systems; Hand-Held Instrument; Ophthalmic Instruments; Pharmaceutical Products; Tonometers; Ultrasound Equipment

ASCRS EXHIBITORS

NEW	EXHIBITOR	PRODUCT CATEGORIES
	Kirwan Surgical Products LLC	Cataract Surgery; Corneal Transplant Instrumentation; Glaucoma Treatment; Macular Degeneration; Medical Devices; Ophthalmic Instruments; Surgical Disposables; Surgical Instruments
	Konan Medical USA Inc.	Corneal Disease Diagnosis; Diagnostic Equipment; Hand-Held Instrument; Retinal Photography
	Lacrivera	Dry Eye Products
NEW	Legacy Ophthalmics	Dry Eye Products; Punctal Occluders; Punctum Plugs
	LEICA MICROSYSTEMS INC	Microscopes
	LENSAR	Cataract Surgery; Femtosecond Laser
	Lenstec, Inc.	Capsular Tension Rings; Intraocular Lenses; IOL Delivery System; Lens Injection Systems; Viscoelastics
	LIGHTHOUSE FOR CHRIST MISSION	Charitable Organization
	Lions Eye Institute for Transplant & Research	Clinical Research Organization; Corneal Tissue; Education/Training; Non-Profit Organization
	LKC Technologies	
	Lombart Instrument	Diagnostic Equipment; Digital Imaging Systems; Laser/Laser Services; Ophthalmic Instruments; Refractive Systems; Retinal Photography
	Lumenis-Vision	Laser/Laser Services
	Luneau Technology USA	
	M&S Technologies Inc.	Diagnostic Equipment; Exam Room Furniture/Equipment; Glaucoma Devices; Medical Devices; Medical Equipment; Vision Charts; Vision Testing Systems
	Mallinckrodt Pharmaceuticals	Biologics; Pharmaceutical Products
	MANI, INC.	Disposable Supplies; Hand-Held Instrument; Ophthalmic Instruments; Ophthalmic Knives; Ophthalmic Safety Knife; Surgical Disposables; Surgical Instruments
	Marasco & Associates	Architectural Design; ASC Facility Design; Office/ASC Design & Planning
	Marco Ophthalmic, Inc.	Diagnostic Equipment; Digital Imaging Systems; Hand-Held Instrument; Ophthalmic Instruments; Refractive Systems; Retinal Photography
	Market Scope LLC	Consulting Services; Market Research
	Mastel Precision Surgical Instruments, Inc.	Corneal Marking; Diamond Scalpels; Microscopes; Patient Education; Pre-surgical Site Markers; Surgical Instruments
	MD Clarity	Health Information Platform; Healthcare IT Management Services; Patient Education; Patient Flow Consultant; Patient Management; Practice Management; Professional Tools; Workflow Optimization
	MDprospects	Client Relations Management; Computer Software; Marketing; Solutions; Workflow Optimization
	Medi Lazer	Laser/Laser Services
	Medical Optometry America	Marketing; Practice Consulting; Practice Management
	Medicel AG	Cataract Surgery; Disposable Injectors; IOL Delivery System; Lens Injection Systems; Medical Devices; Ophthalmic Instruments; Phacoemulsification Products; Surgical Instruments
	Media MICE Pte Ltd	Creative Services, Marketing, Publication; Video; Website Design Services

ASCRS EXHIBITORS

NEW	EXHIBITOR	PRODUCT CATEGORIES
	MED-LOGICS, INC.	Cataract Surgery; LASIK Supplies; Microkeratome Blades; Microkeratomes; Phacoemulsification Products
	Micro Medical Devices, Inc.	A-Scans; Corneal Cross-Linking; Diagnostic Equipment; Hand-Held Instrument; Measurement Equipment; Ophthalmic Instruments; Ultrasound Equipment; Vision Testing Systems
	MICROspecialties, LLC	Dry Eye Products; Microkeratome Blades; Microkeratomes; Ophthalmic Instruments; Ophthalmic Knives; Post-Op Sunglasses & Kits; Punctum Plugs; Surgical Kits
	Millennium Biomedical, Inc.	Intraocular Lenses; IOL Delivery System
	Miracles In Sight	Charitable Organization; Corneal Tissue; Dry Eye Products; Education/ Training; Sclera
	Modernizing Medicine, Inc.	Computer Software; Electronic Medical Records; Patient Management; Practice Management; Revenue Cycle Management
	MORIA	Cataract Surgery; Corneal Transplant Instrumentation; Human Tissue Allograft; Microkeratome Blades; Microkeratomes; Surgical Disposables; Surgical Instruments; Trephines
	MST (MicroSurgical Technology)	Diamond Scalpels; Hand-Held Instrument; Ophthalmic Instruments; Ophthalmic Knives; Phacoemulsification Products; Pupil Expansion Device; Surgical Instruments
	MTI	Cataract Surgery; Exam Room Furniture/Equipment; Examination Accessories; LED Light Source; Medical Equipment; Ophthalmic Surgery Table; Surgical Equipment; Surgical Tables & Stools
	Myco Industries, Inc./ AB Max™	Dry Eye Products; Hand-Held Instrument; Lid & Lash Cleansers; Lid & Lash Hygiene; Medical Devices; Medical Equipment; Product Development
	My Eye Store	Online Store
	Nadia International Inc.	Education/Training; Office/ASC Design & Planning; Patient Education
	New World Medical, Inc.	Glaucoma Devices
	Nextech	
	NextGen Healthcare	Electronic Medical Records; Financial Services; Practice Management
	NIDEK	Aberrometers; Diagnostic Equipment; Glaucoma Devices; Laser/Laser Services; Refractive Systems; Retinal Photography; SLT Lasers; Ultrasound Equipment
	NovaBay Pharmaceuticals, Inc.	Dry Eye Products; Lid & Lash Cleansers; Lid & Lash Hygiene; Pharmaceutical Products
	Novartis Pharmaceuticals Corporation	Pharmaceutical Products
NEW	Novoxel	Dry Eye Products
	OASIS Medical, Inc.	Dry Eye Products; Lid & Lash Hygiene; Nutraceuticals; Ophthalmic Knives; Punctal Occluders; Safety Ophthalmic Knife; Surgical Disposables; Viscoelastics
	Ocular Instruments, Inc.	Diagnostic Contact Lenses; Diagnostic Non-Contact Lenses; Laser Treatment Lenses; Ophthalmoscopic Lenses; Specialty Contact Lenses; Surgical Glaucoma Lenses; Tonometers; Vitrectomy Lenses
	Ocular Science	Dry Eye Products; Pharmaceutical Products
	Ocular Surgery News and Healio by SLACK Inc.	Publisher
	Ocular Therapeutix	Punctum Plugs

ASCRS EXHIBITORS

NEW	EXHIBITOR	PRODUCT CATEGORIES
	OCULUS, Inc.	Cataract Surgery; Corneal Disease Diagnosis; Corneal Topography Systems; Diagnostic Equipment; Glaucoma Devices; Loupes; Ophthalmic Instruments; Refractive Systems
	OCuSOFT Inc.	
	Omeros Corporation	Cataract Surgery; Pharmaceutical Products
	OMIC	Insurance Company; Patient Education
NEW	OOMC: A Family of Ophthalmic Practices	Business Management; Practice Management
	OPHTEC	Capsular Tension Rings; Intraocular Lenses; Ophthalmic Instruments; Refractive Systems; Surgical Instruments; Viscoelastics
	Ophthalmology Dispensing Services	Consulting Services; Optical Dispensary Management
	Ophthalmology Management / PentaVision	Market Research; Marketing; Publication; Publisher; Video; Web Marketing
	Ophthalmology Times	Publication
	OptiCall Inc.	Appointment Reminders; Call Center; Email Systems; Staff Training
	Optometrics Inc./Jaggi Inc.	Diagnostic Equipment; Diagnostic Non-Contact Lenses; Digital Imaging Systems; Ophthalmic Instruments; Surgical Instruments; Tonometers; Video Imaging Recording
	Optos Inc.	Diagnostic Equipment; Medical Devices; Retinal Photography
	Optovue, Inc.	Diagnostic Equipment
NEW	Orbis International	Charitable Organization; Surgical Simulation
	P.S.T Corp	Medical Equipment; Optical Supplies; Surgical Disposables; Surgical Kits; Surgical Supplies
	Panasonic I-PRO Sensing Solutions Corporation Of America	Video
	Peschke Trade GmbH	Corneal Cross-Linking; Disposable Supplies; Refractive Systems
	PinPoint Optics	Frames/Sunglasses; Low Vision Products; Post-Op Sunglasses & Kits; Protective Eye Guards
	Plasmapp Co., Ltd	Sterile Supplies Sterilization Equipment
	PR Med Net	Consulting Services; Education/Training
	Practice Flow Solutions	Architectural Design; ASC Facility Design; Facility Design; Healthcare Facility Design; Interior Planning; Office/ASC Design & Planning; Patient Flow Consultant; Workflow Optimization
	Prescott's Inc.	Drapes; Microscopes; Video
	Precision Vision, Inc.	Computer Software; Glaucoma Pressure; Low Vision Products, Macular Degeneration; Optical Supplies; Tonometers; Vision Charts; Vision Testing Systems
	PRN Physician Recommended Nutraceuticals	Dry Eye Products; Nutraceuticals; Vitamins
	Quantel Medical	A-Scans; Cataract Surgery; Corneal Disease Diagnosis; Diagnostic Equipment; Dry Eye Products; Glaucoma Treatment; Laser Treatment Lenses; SLT Lasers

ASCRS EXHIBITORS

NEW	EXHIBITOR	PRODUCT CATEGORIES
	Quidel Corporation	Diagnostic Equipment; Disposable Supplies; Dry Eye Products; Lid & Lash Cleansers; Lid & Lash Hygiene; Medical Devices; Ocular Surface Solutions; Rapid Point of Care Diagnostics Tests
	Rayner	Intraocular Lenses; IOL Delivery System
NEW	Red Spot Interactive	Call Center; Computer Software; Creative Services; Internet Marketing; Marketing; Web Marketing; Website Design Services
	Reichert Inc.	Diagnostic Equipment; Exam Room Furniture/Equipment; Ophthalmic Instruments; Vision Charts
	Rendia	Education/Training; Marketing; Patient Education; Patient Management; Practice Sales; Workflow Optimization
	RET, Inc.	IOL Delivery System
	Review of Ophthalmology	Publication; Publisher
	Rose Micro Solutions	Cataract Surgery; Examination Accessories; Lab Equipment; LED Light Source; Loupes; Microscopes; Surgical Equipment; Surgical Supplies
	RUMEX International Co.	Intraocular Lenses; Ophthalmic Instruments; Ophthalmic Knives; Ophthalmic Safety Knife; Viscoelastics
	S4OPTIK	Ophthalmic Instruments; Refractive Systems
	Santen Inc.	Glaucoma Devices; Glaucoma Treatment
	SCHWIND eye-tech-solutions GmbH	AMARIS Excimer Laser; Corneal Topography Systems; Diagnostic Equipment; Laser/Laser Services; Presbyopia Correction; Refractive Systems
	ScienceBased Health	
	Scope Health	Dry Eye Products
	sea-change, inc.	
	SEE International	Non-Profit Organization
	Sight Sciences	Dry Eye Products; Glaucoma Devices
	Sight Source	Corneal Tissue; Femtosecond Laser; Research & Development; Sclera
	Sightpath Medical	Cataract Surgery; Femtosecond Laser; Laser/Laser Services; LASIK Supplies; Marketing; Phacoemulsification Products; PRK & LASIK Supplies
	Sihong Ophsurin Co., Ltd	Surgical Disposables; Surgical Instruments
	SMHC/Associated Eye Care	
	Sometech, Inc.	Microscopes
	Sonomed Escalon	A-Scans; Diagnostic Equipment; Digital Imaging Systems; Hand-Held Instrument; Medical Devices; Refractive Systems; Tonometers; Ultrasound Equipment
	Sophrona Solutions	Communication Technology; Email Systems; Patient Education; Patient Information Materials; Patient Management; Patient Surveying
	Speedway Surgical Co.	Cannulas; Capsular Tension Rings; Diamond Scalpels; Dry Eye Products; Loupes; Ophthalmic Instruments; Ophthalmic Knives; Surgical Instruments
	STAAR Surgical	Cataract Surgery; Disposable Injectors; Intraocular Lenses; IOL Delivery System
	Stephens Instruments/USIOL	Intraocular Lenses; Surgical Instruments; Viscoelastics

ASCRS EXHIBITORS

NEW	EXHIBITOR	PRODUCT CATEGORIES
	Sterimedix	
	SUN OPHTHALMICS	Pharmaceutical Products
	Surgilum	
	Surgistar Inc.	Cannulas; Cataract Surgery; Corneal Transplant Instrumentation; Ophthalmic Knives; Ophthalmic Safety Knife; Trephines
	TearLab Corporation	Diagnostic Equipment; Dry Eye Products; Ocular Surface Solutions; Rapid Point of Care Diagnostics Tests
	The Dry Eye Doctor, Inc.	Dry Eye Products; Lid & Lash Cleansers; Lid & Lash Hygiene; Ophthalmic Instruments; Product Development; Surgical Instruments
	The Eye Group	Practice Management; Recruiting & Staffing
	The Lebanon Corporation	Ophthalmic Instruments; Surgical Instruments
	The Ophthalmologist	Publication; Publisher
	ThinkMed Consulting	Business Management; Marketing
	TITAN MEDICAL LLC	Diamond Scalpels; Manufacturing; Ophthalmic Instruments
	TITAN SURGICAL USA INC	Surgical Instruments
	Tomey Corporation	Corneal Tissue; Corneal Topography Systems; Dry Eye Products; Refractive Systems; Tonometers
	Topcon Medical Systems	Retinal Photography
	Tracey Technologies	Aberrometers; Corneal Topography Systems; Desktop Topographer; Dry Eye Products; Handheld Topographer; Wavescan Wavefront System
	TransMotion by Winco	Exam Room Furniture/Equipment; Medical Devices; Medical Equipment; Surgical Stretchers; Surgical Tables & Stools
	Trefoil Therapeutics, Inc.	
NEW	Trillium MediVision Inc.,	Cannulas; Capsular Tension Rings; Intraocular Lenses; IOL Delivery System; Ophthalmic Instruments; Ophthalmic Knives
	TTI Medical	Diagnostic Equipment; Digital Imaging Systems; HD Video Imaging; Video; Video Imaging Recording
	UFSK-International OSYS GmbH	Surgical Disposables; Surgical Tables & Stools
	VEO Ophthalmics	Artificial Irises
	Vision Associates Optical Management	Frames/Sunglasses; Marketing; Optical Dispensary Management; Optical Supplies
	Vision Group Holdings	Laser/Laser Services; LASIK Surgery Center
	Vision Share	
	VISION TIFFANY INC	Ophthalmic Instruments; Sterile Supplies; Surgical Disposables; Surgical Kits; Vision Charts; Vitamins
NEW	Visual Clinic	
	Vital Tears	Solutions
	Vmax Vision, Inc.	Aberrometers; Diagnostic Equipment; Hand-Held Instrument; Measurement Equipment; Refractive Systems; Vision Testing Systems

ASCRS EXHIBITORS

NEW	EXHIBITOR	PRODUCT CATEGORIES
	Volk Optical Inc.	Medical Devices; Medical Equipment; Ophthalmic Instruments; Surgical Instruments
NEW	WaveFront Dynamics	Aberrometers; Calibration Equipment; Consulting Services; Contact Lenses; Corneal Topography Systems; Diagnostic Equipment; Measurement Equipment; Research & Development
NEW	Weave	Communication Technology; Computer Software; Patient Management; Practice Management
	Wilson Ophthalmic, a Hilco Vision Company	Cataract Surgery; Diagnostic Contact Lenses; Ophthalmic Instruments; Optical Supplies; Pharmaceutical Products; Post-Op Sunglasses & Kits; Punctal Occluders; Surgical Instruments
	WinFame USA Inc	Ophthalmic Instruments; Ophthalmic Knives; Ophthalmic Safety Knife; Safety Ophthalmic Knife; Surgical Instruments; Ultrasound Equipment
	WITH USVISION	Intraocular Lenses
	Wolters Kluwer	Publisher
	Zeiss	Cataract Surgery; Diagnostic Equipment; Glaucoma Devices; Intraocular Lenses; Refractive Systems; Surgical Equipment
	Zepto (Mynosys)	Cataract Surgery; Medical Devices
	Ziemer Ophthalmics	Cataract Surgery; Corneal Topography Systems; Femtosecond Laser; Laser/Laser Services

HOTEL AND TRAVEL INFORMATION

HOTEL RESERVATIONS

Through our official housing partner, onPeak, we provide reduced hotel rates during the 2020 ASCRS Annual Meeting. To obtain the ASCRS discounted rates at your preferred hotel, we strongly encourage you to make your reservations as soon as possible. Reservations are on first-come, first-serve basis and hotels with lower rates will sell out quickly.

Reservations can be made through onPeak at ascrs.org/gethotel

If you need additional assistance or want to make your reservations over the phone, agents can be reached at (800) 370-8282 or (312) 527-7300 Local/International.

Notice: Beware of unauthorized hotels and poachers!

The one and only official hotel provider for the ASCRS Annual Meeting is onPeak.

Be careful providing your financial information to any other company claiming to be affiliated with ASCRS. Avoid poachers by booking your hotel at ascrs.org/gethotel

WHY BOOK THROUGH ONPEAK?

ASCRS negotiates special rates with the most convenient hotels and recognizes that attendees have many options in a variety of rate ranges when making hotel decisions. It is important you take a few minutes to understand the importance of selecting an official ASCRS hotel.

- **ASCRS hotel contracts protect you.** Booking within the ASCRS hotel block gives us the opportunity, if the need does arise, to assist you with any hotel problem you may experience while at the meeting. When you choose other hotels or book through a third-party site, we have no way to help rectify a problem or inconvenience that you may encounter.
- **Networking opportunities.** Many ASCRS attendees will spend time in the hotel lobby, hotel restaurants, and hotel bars, which allows for more convenient meetings as well as opportunities for chance encounters with colleagues you may not have met otherwise.

Should you have any questions, onPeak staff is available to help you by phone at (800) 370-8282 or (312) 527-7300.

HOTEL ACKNOWLEDGEMENTS

Confirmations will be emailed within 72 hours of receiving your reservation request.

CANCELLATIONS

Payment Guarantee: No changes are incurred at the time of booking; however, a payment guarantee in the amount of one night's stay at the confirmed hotel plus current tax of up to 12.8%* is required to hold your reservation. The hotel will charge payment to the credit card provided upon check-in. Please refer to your confirmation for full details, which may vary per hotel.

*Note: City and local tax rates are subject to change.

SUITES

Attendees can request information on sleeping suite availability by contacting onPeak.

Requests for suites for purposes other than sleeping must go through the ASCRS office. Contact the Meetings Department by phone, (703) 591-2220, or email affiliatemeetings@ascrs.org.

TRAVEL

ASCRS has negotiated discounted rates for travel to and from the meeting. More information will continually be made available at AnnualMeeting.ascrs.org

VISA INFORMATION

For information on visa procedures, visit AnnualMeeting.ascrs.org.

Visit <https://annualmeeting.ascrs.org/>
for up to date programming
information and registration details.